



## 1961 Elections

Elections were held on Monday 4<sup>th</sup> December, 1961. The Supervisor of Elections was C. A. Ramsey and the Deputy Supervisor of Elections was L. A. Clarke.

Seven hundred and fifty-two (752) Election Officers were deployed at polling stations as follows:

<u>Title of Officers</u>	<u>No. of Officers</u>
Returning Officers	12
Election Clerks	14
Presiding Officers	197
Poll Clerks	409
Counting Assistants	120
<b>Total no. of officers</b>	<b>752</b>

*Table 1: Number of election officers deployed at polling stations (1961)*

Sixty (60) candidates were nominated as follows:

<u>Political Party</u>	<u>No. of Candidates Nominated</u>
<b>Barbados Labour Party (BLP)</b>	22
<b>Democratic Labour Party (DLP)</b>	12
<b>Progressive Conservative Party (PCP)</b>	16
<b>People's Progressive Movement (PPM)</b>	10
<b>Total no. of candidates nominated</b>	<b>60</b>

*Table 2: Number of candidates nominated by political party (1961)*



**Electoral and Boundaries Commission – Free and Fair©**

There were 104,518 registered electors comprising of 43,342 males and 61,176 females. 61.3%, or 64,090 voted; 38.7% or 28,859 males and 61.3% or 35,231 females. The BLP received 36.8%, the BNP 22.1%, the DLP 36.3% and the IND 4.8% of the votes cast.

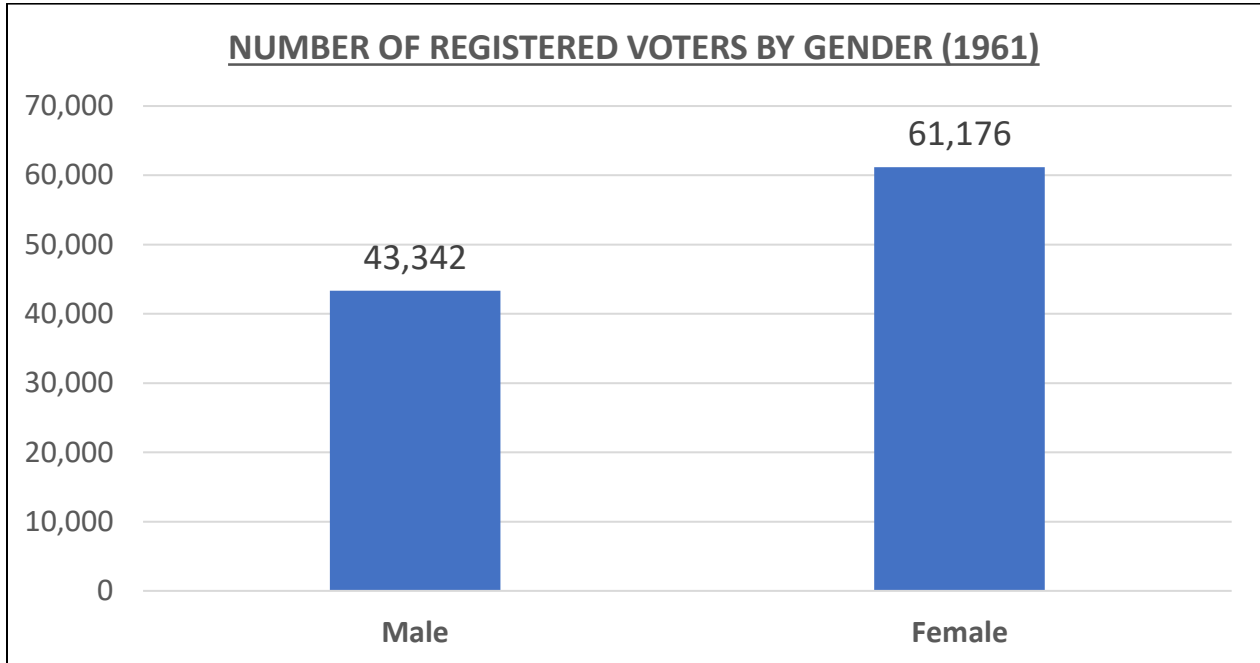


Figure 1: Number of registered voters by gender (1961)

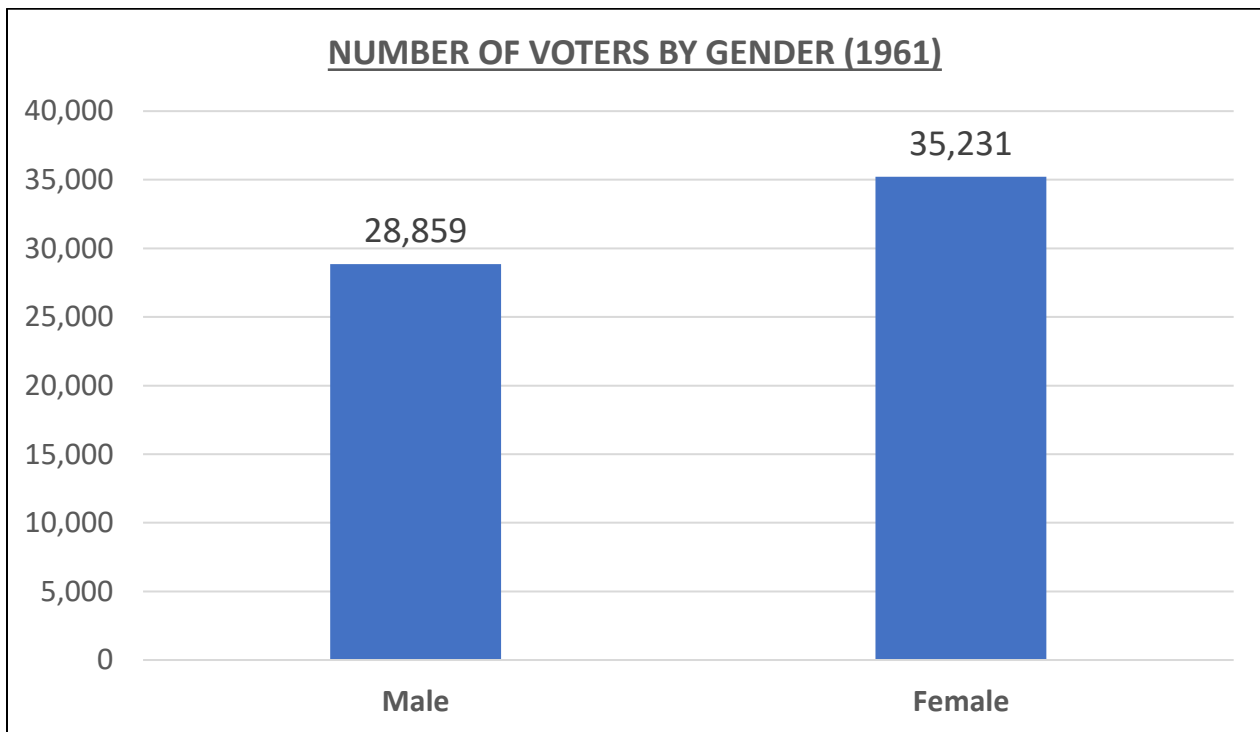


Figure 2: No. of voters by gender (1961)

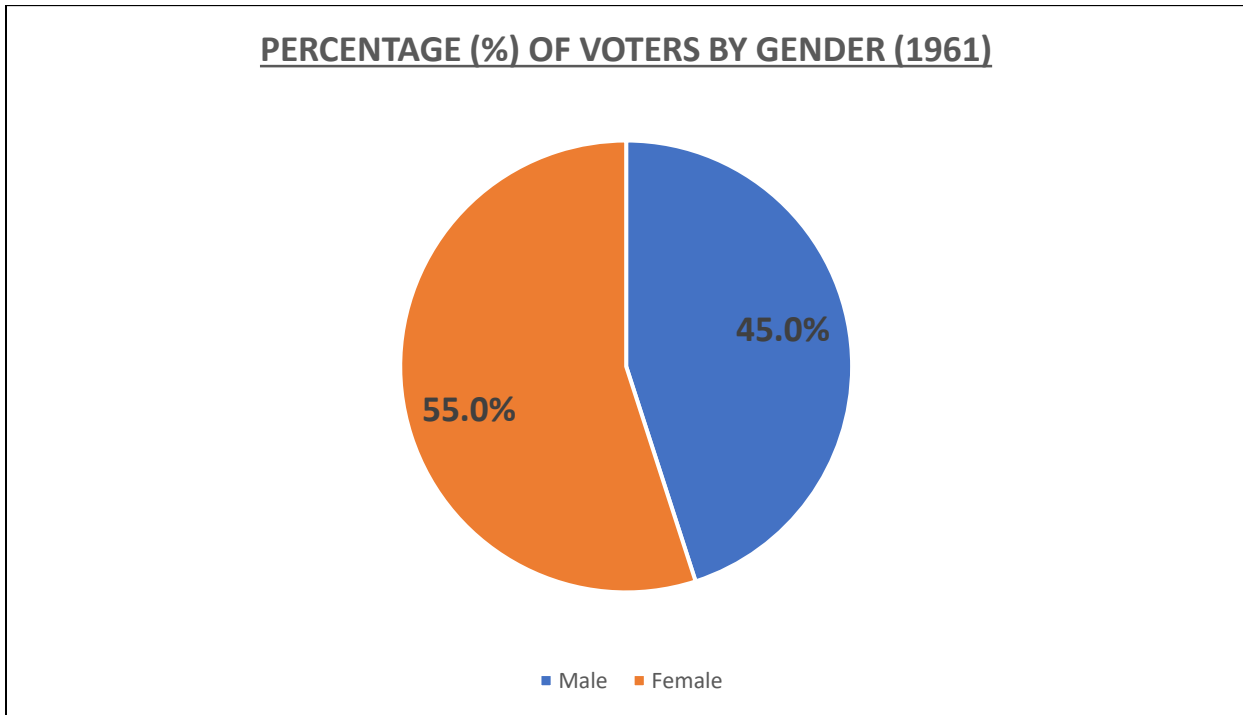


Figure 3: Percentage of voters by gender (1961)

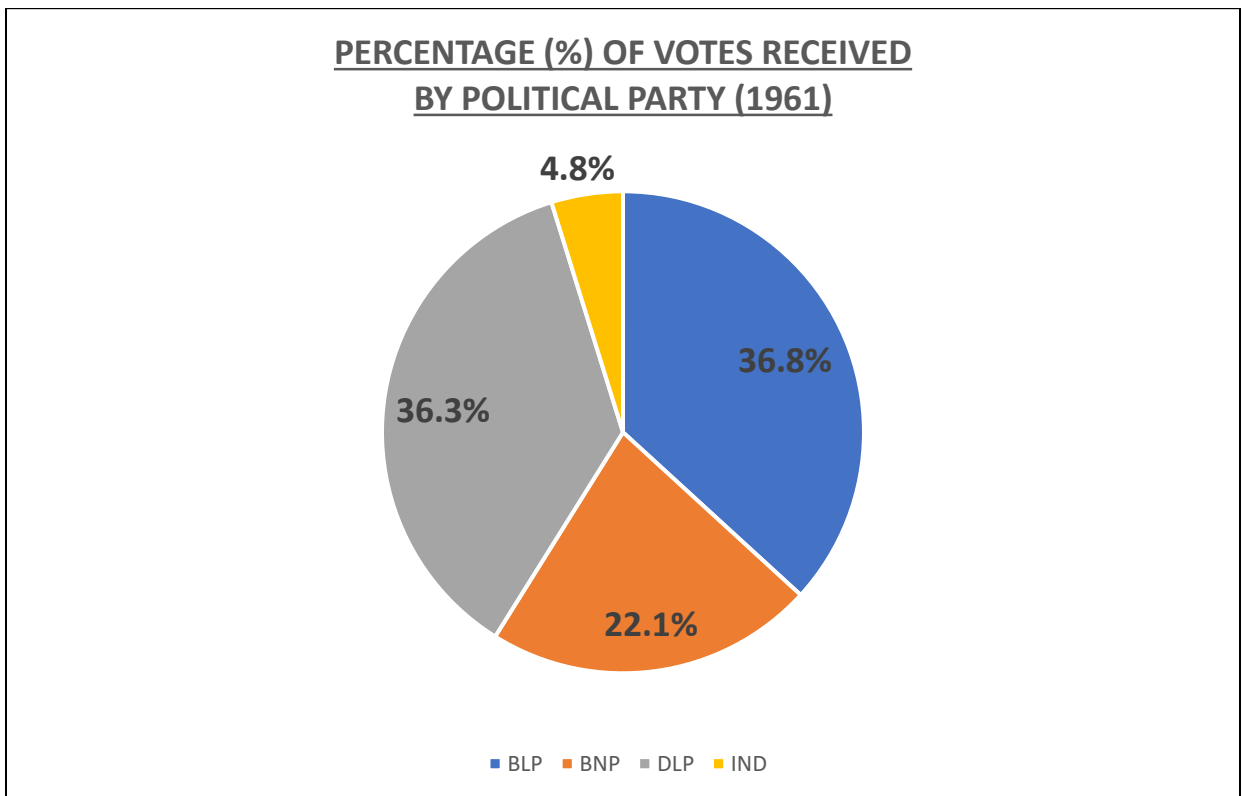


Figure 4: Percentage of votes received by political party (1961)



Electoral and Boundaries Commission – Free and Fair©

Twenty-four (24) candidates; two (2) for each of the twelve (12) constituencies were elected to the House of Assembly as follows:

<b>Political Party</b>	<b>No. of Candidates Nominated</b>
<b>Barbados Labour Party (BLP)</b>	4
<b>Barbados National Party (BNP)</b>	4
<b>Democratic Labour Party (DLP)</b>	15
<b>Independents (IND)</b>	1
<b>Total no. candidates nominated</b>	<b>24</b>

Table 3: Number of candidates elected to the House of Assembly by political party (1961)

The table below shows the Constituencies, the names of the Candidates, the Party each Candidate represented and the number of votes cast for each Candidate:

<b>CONSTITUENCY</b>	<b>CANDIDATES</b>	<b>PARTY</b>	<b>VOTES CAST</b>
<b>Bridgetown</b>	<b>E. D. Mottley</b>	<b>BNP</b>	<b>2,300</b>
	<b>Louis A. Lynch</b>	<b>BNP</b>	<b>1,598</b>
	Tommy W. Miller	BLP	1,063
	Lisle S. Carmichael	DLP	1,019
	O. O. Alleyne	BLP	352
	Carl S. A. Haddock	IND	80
<b>St. Michael</b>	<b>Stanley E. Sealey</b>	<b>BNP</b>	<b>12,051</b>
	<b>George Fergusson</b>	<b>DLP</b>	<b>11,940</b>
	Menica E. Cox	BLP	7,544
	T. O. Bryan	BLP	5,874
<b>Christ Church</b>	<b>C. E. Talma</b>	<b>DLP</b>	<b>4,047</b>
	<b>Fred C. Goddard</b>	<b>BNP</b>	<b>3,975</b>
	C. B. Jones	BLP	2,350
	Lloyd B. Brathwaite	BLP	1,643
<b>St. George</b>	<b>R. Lowe</b>	<b>DLP</b>	<b>2,646</b>
	<b>Freddie E. Millar</b>	<b>BLP</b>	<b>2,226</b>
	G. S. Stoute	BLP	2,130
	O. Clarke	IND	804
	R. A. Crawford	BNP	435



Electoral and Boundaries Commission – Free and Fair©

	E. L. Martin	BNP	387
<b>St. Philip</b>	<b>Winter A. Crawford</b> <b>R. S. Weekes</b> Lloyd E. Alleyne Darrell D. Garner	<b>DLP</b> <b>DLP</b> BNP BLP	<b>2,987</b> <b>2,628</b> 1,475 1,452
<b>St. John</b>	<b>Errol W. Barrow</b> <b>John B. Yearwood</b> Owen T. Alder L. St A. Thorne E. E. Mayers Evans McG. Webster	<b>DLP</b> <b>DLP</b> BLP BLP BNP IND	<b>2,131</b> <b>1,466</b> 1,167 1,011 270 180
<b>St. Joseph</b>	<b>W. R. Coward</b> <b>Lloyd E. Smith</b> D. D. Payne L. A. Vaughn J. N. Arthur	<b>DLP</b> <b>BLP</b> DLP IND IND	<b>1,820</b> 1,677 671 351 33
<b>St. Andrew</b>	<b>John W. Corbin</b> <b>Arlington DaC. Edwards</b> Ermine E. Bourne B. Vaughan D. Hope G. W. Hope	<b>DLP</b> <b>DLP</b> BLP BNP IND BLP	<b>1,118</b> <b>922</b> 558 402 298 170
<b>St. Thomas</b>	<b>George V. Batson</b> <b>Neville W. Boxill</b> Ronald A. Mapp Hugh G. Cummins D. A. M. Haynes	<b>DLP</b> <b>DLP</b> BLP BLP BNP	<b>1,376</b> <b>1,254</b> 1,192 1,054 192
<b>St. James</b>	<b>E. L. Carmichael</b> <b>E. St A. Holder</b> C. B. Searle Glenroy E. S. Straughn J. D. Ifill Walter C. B. Hinds O. S. Murray	<b>DLP</b> <b>BLP</b> BLP IND BNP IND IND	<b>2,193</b> <b>1,695</b> 1,270 1,233 533 152 40
<b>St. Peter</b>	<b>Frank L. Walcott</b> <b>Kenmore N. R. Husbands</b> H. A. Williams F. M. Gilkes	<b>IND</b> <b>BLP</b> BLP BNP	<b>1,992</b> <b>1,766</b> 715 397
<b>St. Lucy</b>	<b>J. E. T. Branker</b> <b>J. C. Tudor</b> F. A. Greaves	<b>DLP</b> <b>DLP</b> BLP	<b>1,592</b> <b>1,544</b> 1,367

Table 4: Number of votes cast for political candidates (1961)