



1981 Elections

For the 1981 elections, the number of constituencies was increased from 24 to 27.

On 26th May, 1981 the Governor General issued a proclamation dissolving Parliament and Writs appointing Wednesday 3rd June, 1981 as Nomination Day and Thursday 18th June, 1981 as Election Day. The Supervisor of Elections was Dennis A. Smith and a Deputy Supervisor of Elections was appointed.

One thousand five hundred and sixty-three (1,563) Election Officers were deployed at the Polling Stations as follows:

<u>Title of Officers</u>	<u>No. of Officers</u>
Returning Officers	27
Election Clerks	27
Presiding Officers	440
Poll Clerks	907
Counting Assistants	162
Total no. of officers	1563

Table 1: Number of election officers deployed at polling stations (1981)

Sixty (60) candidates were nominated as follows:

<u>Political Party</u>	<u>No. of candidates nominated</u>
Barbados Labour Party (BLP)	27
Democratic Labour Party (DLP)	27
Independents (IND)	6
Total no. of candidates	60

Table 2: Number of candidates nominated by political party (1981)



Electoral and Boundaries Commission – Free and Fair©

There were 167,029 registered electors, 76,854 males and 90,175 females of which 71.6% or 119,566 voted - 53,861 males and 65,705 females. The BLP received 52.2%, DLP 47.1% and IND 0.7% of the votes cast.

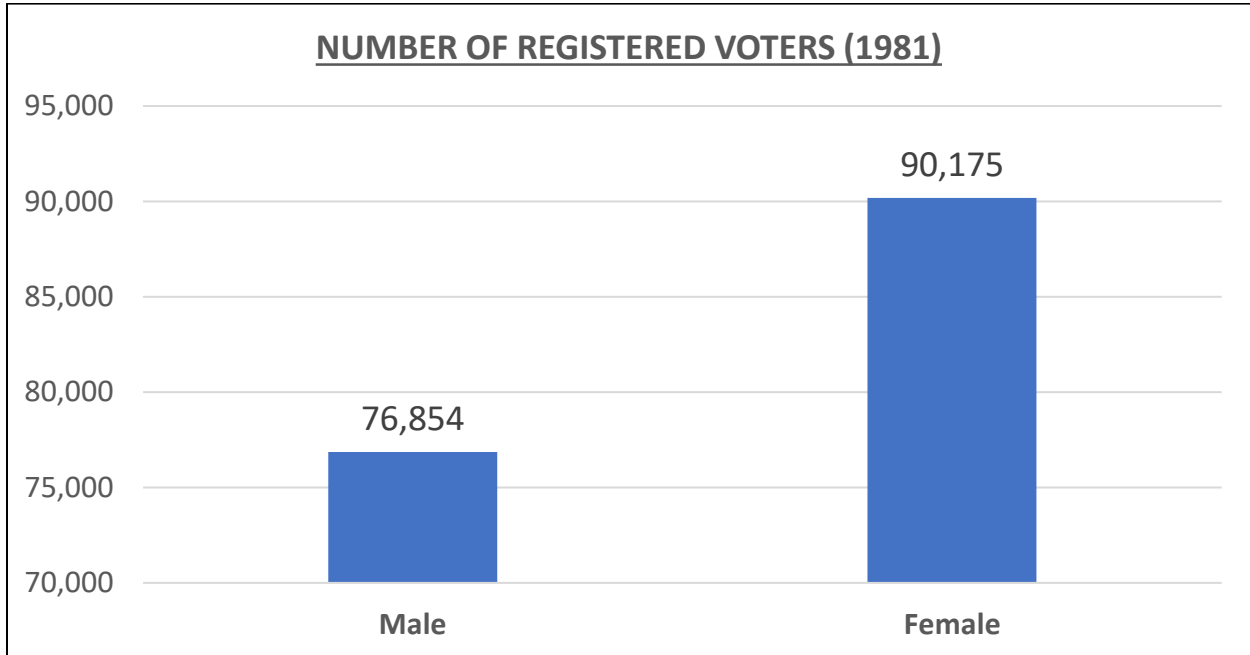


Figure 1: Number of registered voters by gender (1981)

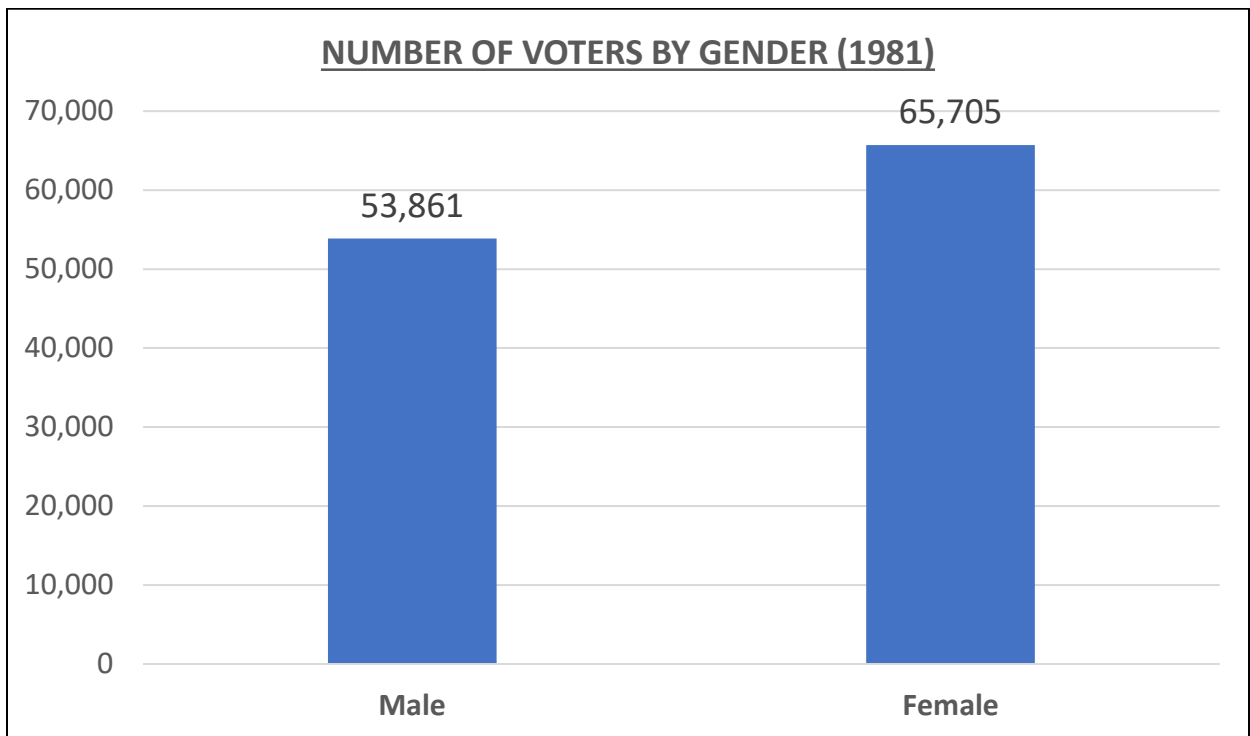


Figure 2: Number of voters by gender (1981)

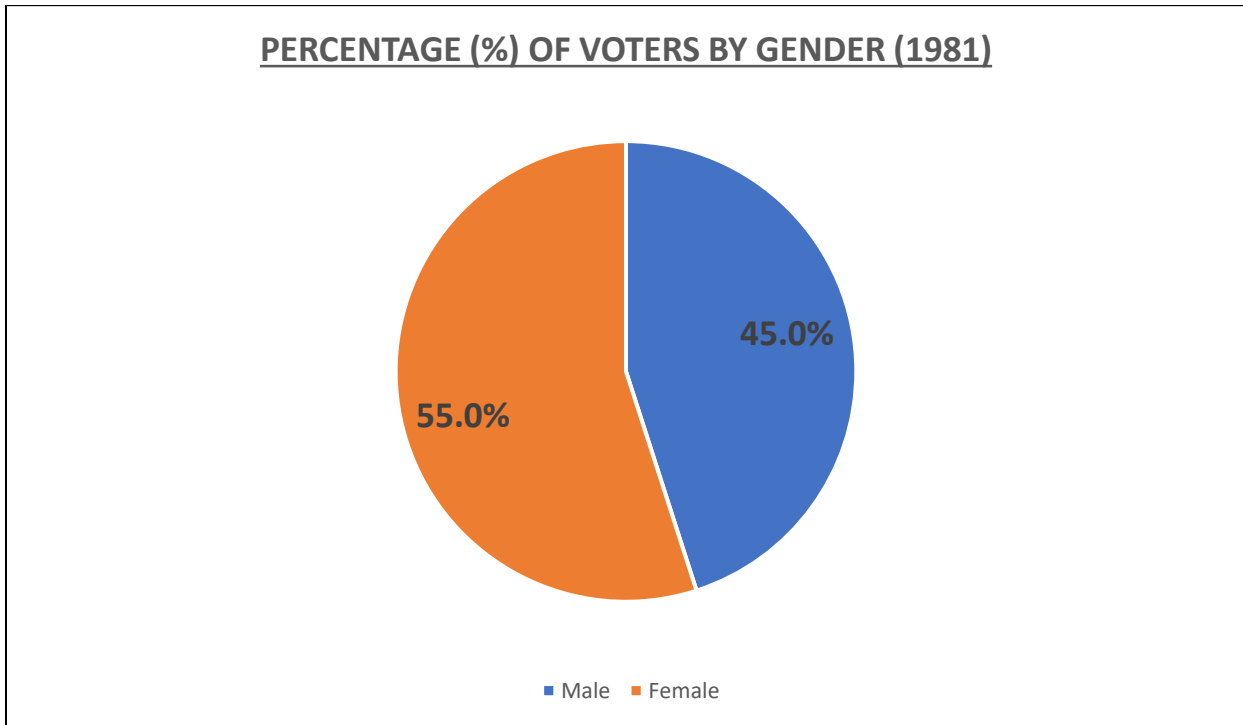


Figure 3: Percentage of voters by gender (1981)

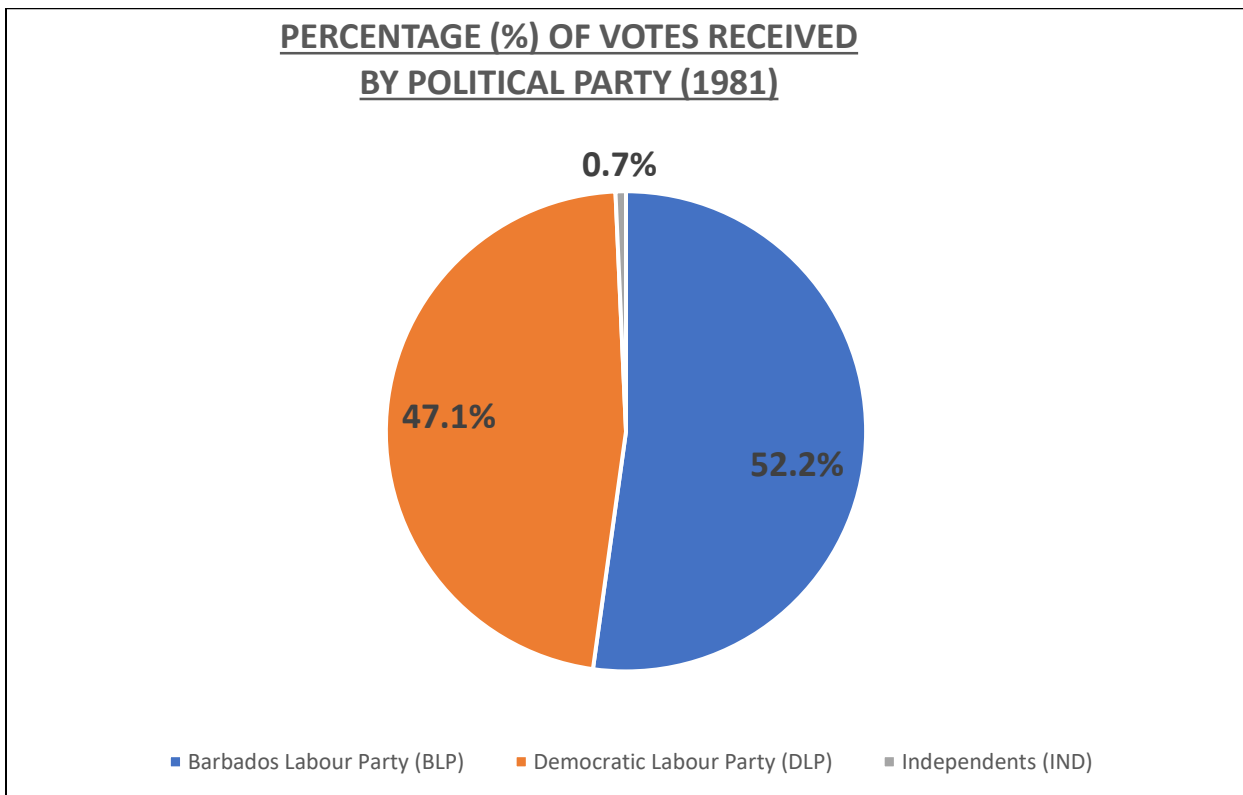


Figure 4: Percentage of votes received by political party (1981)



Electoral and Boundaries Commission – Free and Fair©

The election of members to serve in the House of Assembly was as follow:

Political Party	No. of Candidates Nominated
Barbados Labour Party (BLP)	17
Democratic Labour Party (DLP)	10
Independents (IND)	0
Total no. candidates nominated	27

Table 3: Number of candidates elected to the House of Assembly by political party (1981)

The table below shows the Constituencies, the names of the Candidates, the Party each Candidate represented and the number of votes cast for each Candidate:

CONSTITUENCY	CANDIDATES	PARTY	VOTES CAST
Bridgetown	Billie Miller	BLP	2,089
	Lisle S. Carmichael	DLP	2,003
St. Michael South	Lloyd E. Sandiford	DLP	2,191
	S. Howell	BLP	1,953
St. Michael East	Donald Blackman	BLP	2,345
	Ramases Caddle	DLP	1,854
St. Michael S/C	Richard Haynes	DLP	2,317
	June Clarke	BLP	1,841
St. Michael Central	Aaron Truss	BLP	2,130
	Leroy Trotman	DLP	1,899
	Christopher Hackett	IND	64
St. Michael S/E	DeLisle Bradshaw	BLP	2,245
	Milton Pierce	DLP	2,005
St. Michael N/E	Leroy Sisnett	BLP	2,049
	Leroy Brathwaite	DLP	1,727
St. Michael North	Philip Greaves	DLP	2,108
	Ezra Alleyne	BLP	1,933
St. Michael N/W	Lawson Weekes	DLP	2,133
	Anthony Reece	BLP	1,790
	J. Pile	IND	98
St. Michael West	Bradford Taitt	DLP	2,431
	R. Walker	BLP	1,603
St. Michael W/C	Victor Johnson	BLP	1,944
	Wesley Hall	DLP	1,892



Electoral and Boundaries Commission – Free and Fair©

Christ Church West	Henry D. Forde John Daniel	BLP DLP	3,814 1,562
Christ Church W/C	Maurice King Maurice Ward	DLP BLP	2,798 2,565
Christ Church E/C	Benard H. St.John Robert Thomas	BLP DLP	2,507 1,783
Christ Church East	Richard Cheltenham C. Best	BLP DLP	2,636 2,517
St. Philip North	Warwick Franklin David Simmons	DLP BLP	2,273 2,133
St. Philip South	Harold Blackman Hutson Linton	DLP BLP	2,453 2,048
St. George North	Jack Odle Erye Hoppin	BLP DLP	2,610 1,710
St. George South	Louis Tull Granville Holder	BLP DLP	3,095 1,472
St. John	Errol Barrow John Williams Evans Webster	DLP BLP IND	3,659 705 74
St. Joseph	Lindsey Bolden Dudley Smith	BLP DLP	2,848 1,605
St. Thomas	John M. G. Adams Neville Boxill	BLP DLP	3,328 1,660
St. James North	Lionel Craig Joseph Payne	BLP DLP	2,527 1,463
St. James South	Keith Simmons George Payne	DLP BLP	2,035 1,747
St. Peter	Walter B. Hinds Sybil Leacock Everton Green Anthony Wiggins	BLP DLP IND IND	2,637 2,307 106 36
St. Andrew	Lloyd Brathwaite Vernon Smith Arlington Edwards	BLP DLP IND	2,257 1,598 395
St. Lucy	Roy Brathwaite Edward Greaves	BLP DLP	2,504 2,390

Table 4: Number of votes cast for political candidates (1981)