



1986 Elections

On 6th May, 1986 the Governor General issued a proclamation dissolving Parliament and issued Writs appointing 18th May, 1986 as Nominated Day and Wednesday 28th May, 1986 as Election Day. The Supervisor of Elections was Dennis A. Smith and a Deputy Supervisor of Elections was appointed.

One thousand six hundred and ninety-five (1,695) Election Officers were deployed at the Polling Stations as follows:

<u>Title of Officers</u>	<u>No. of Officers</u>
Returning Officers	27
Election Clerks	28
Presiding Officers	465
Poll Clerks	957
Counting Assistants	218
Total no. of officers	1,695

Table 1: Number of election officers deployed at polling stations (1986)

Sixty-one (61) candidates were nominated as follows:

<u>Political Party</u>	<u>No. of Candidates Nominated</u>
Barbados Labour Party (BLP)	27
Democratic Labour Party (DLP)	27
Workers Party of Barbados (WPB)	1
Independents	6
Total no. candidates nominated	61

Table 2: Number of candidates nominated by political party (1986)

There were 176,739 registered electors, 81,805 males and 94,934 females of which 76.7%, or 135,562 voted - 61,930 males and 73,632 females. The BLP received 40.4%, DLP – 59.4%, WPB 0.03% and IND 0.2% of the votes cast.



Electoral and Boundaries Commission – Free and Fair©

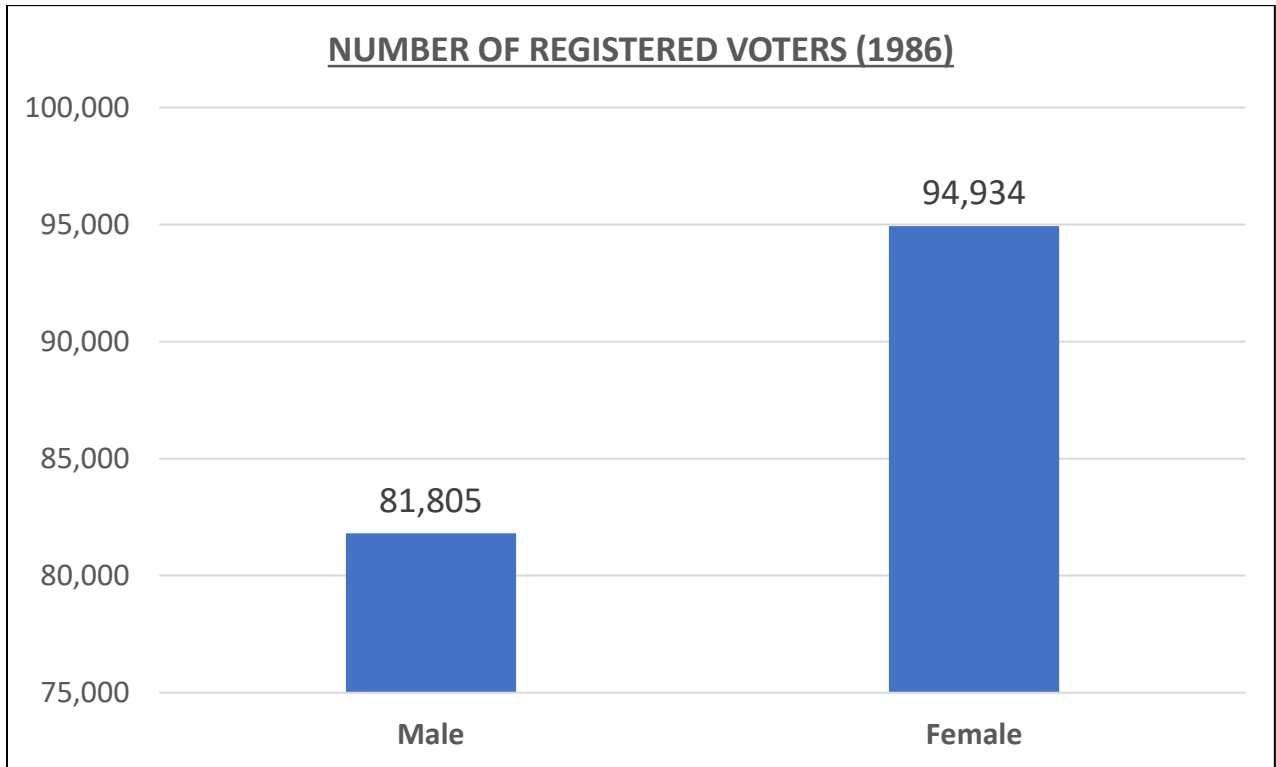


Figure 1: Number of registered voters by gender (1986)

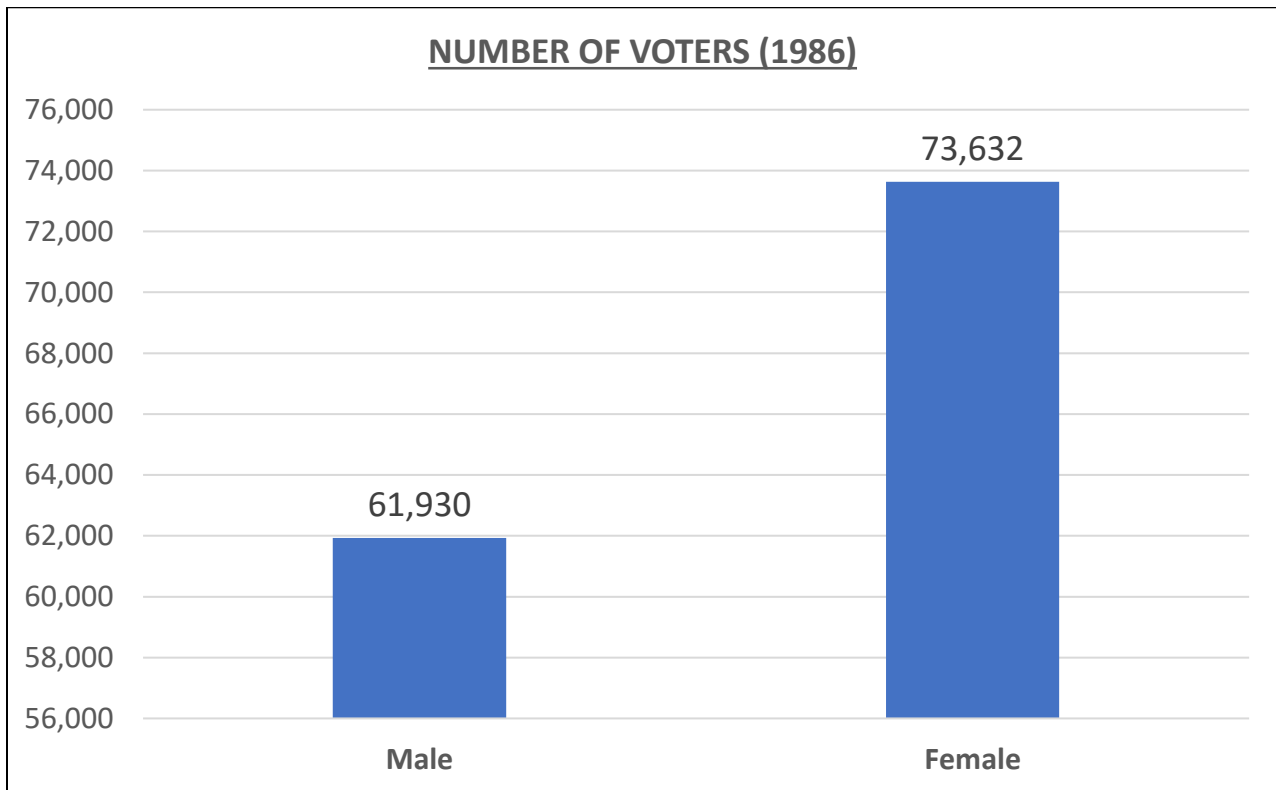


Figure 2: Number of voters by gender (1986)

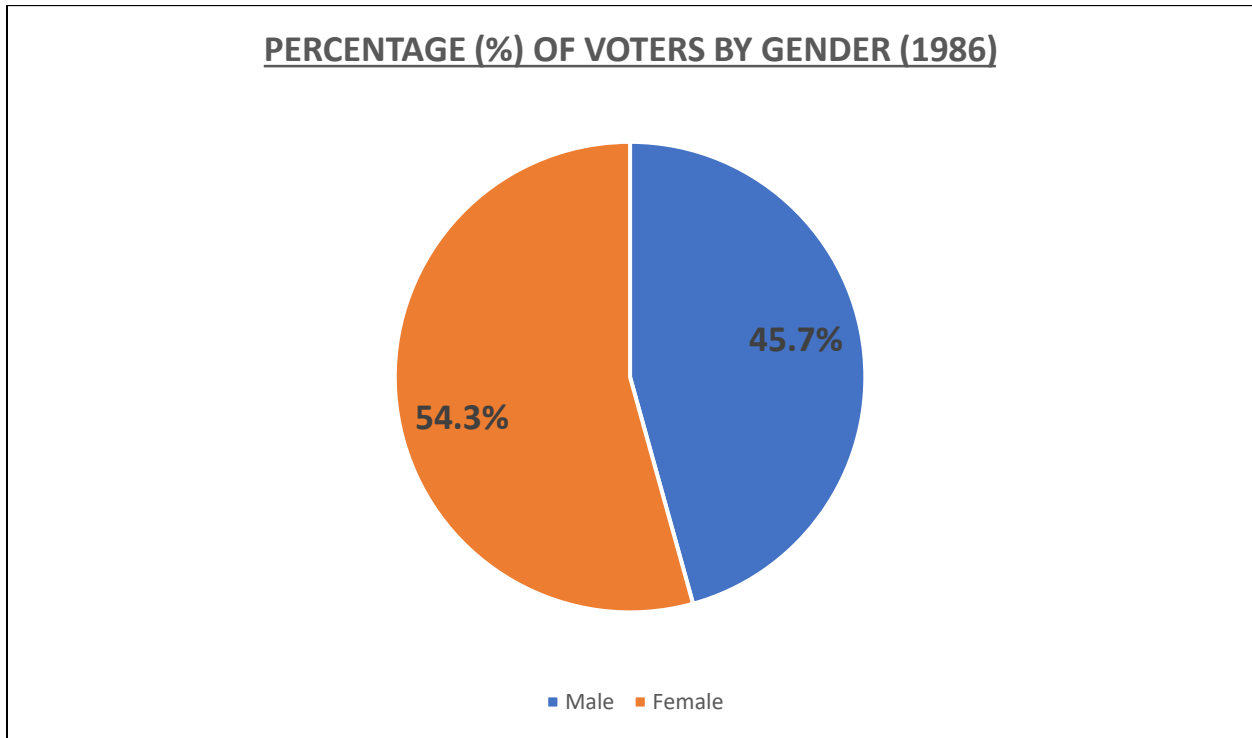


Figure 3: Percentage of voters by gender (1986)

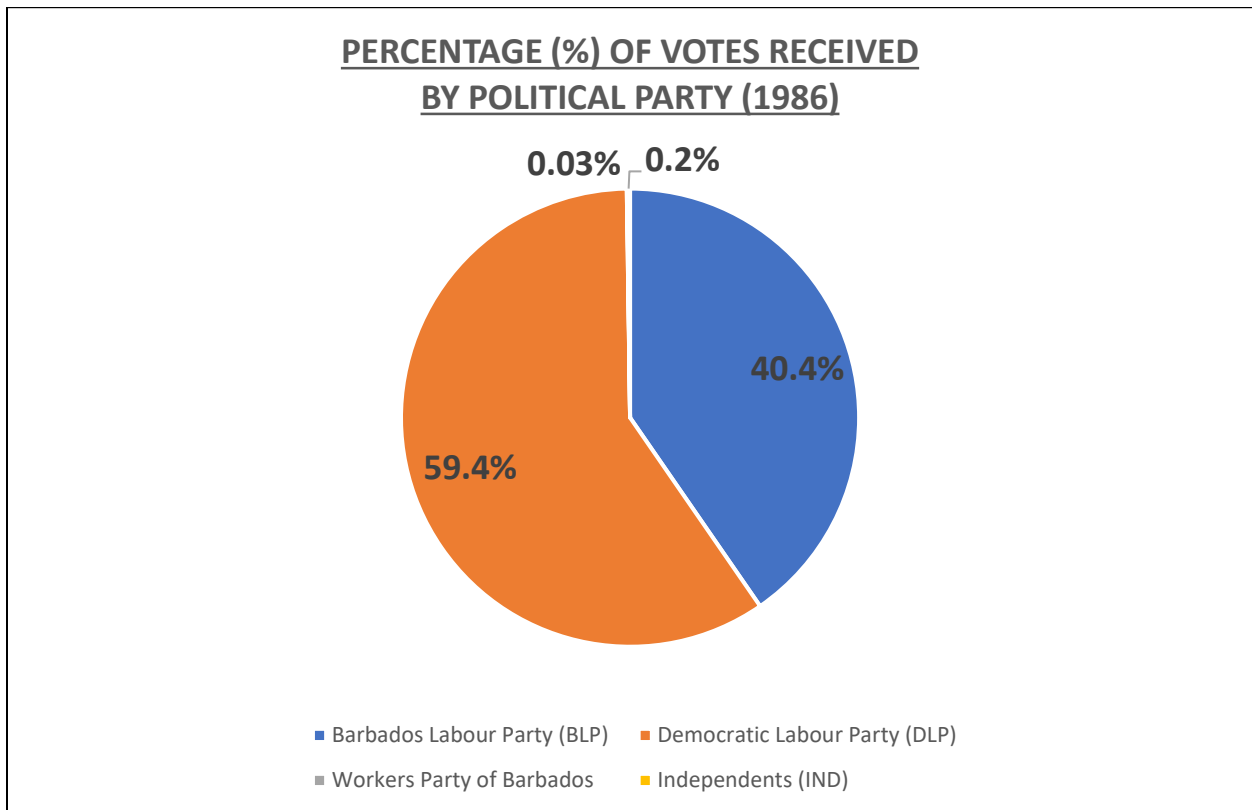


Figure 4: Percentage of votes received by political party (1986)



Electoral and Boundaries Commission – Free and Fair©

The election of members to serve in the House of Assembly was as follows:

Political Party	No. of Candidates Nominated
Barbados Labour Party (BLP)	3
Democratic Labour Party (DLP)	24
Workers Party of Barbados (WPB)	0
Independents (IND)	0
Total no. candidates nominated	27

Table 3: Number of candidates elected to the House of Assembly by political party (1986)

The table below shows the Constituencies, the names of the Candidates, the Party each Candidate represented and the number of votes cast for each Candidate:

CONSTITUENCY	CANDIDATES	PARTY	VOTES CAST
Bridgetown	Peter J. M. Miller	DLP	2,217
	Billie A. Miller	BLP	1,838
	Lorenzo Coward	IND	47
	Lyle S. Carmichael	IND	25
St. Michael South	Lloyd E. Sandiford	DLP	2,737
	Lionel S. Craig	BLP	1,886
St. Michael East	Donald S. Blackman	DLP	3,469
	John A. R. Lynch	BLP	1,153
St. Michael S/C	Richard C. Haynes	DLP	3,064
	Philip C. Goddard	BLP	1,523
St. Michael Central	Cardinal L. Trotman	DLP	2,530
	Aaron Truss	BLP	1,910
St. Michael S/E	Erskine A. Simmons	DLP	3,128
	DeLisle O. Bradshaw	BLP	2,024
St. Michael N/E	Leroy L. Brathwaite	DLP	2,533
	Laurisford L. Sisnett	BLP	1,549
	Gordon R. Parris	WPB	40
St. Michael North	Philip N. Greaves	DLP	3,105
	Clyde A. Griffith	BLP	2,074
St. Michael N/W	Lawson A. Weekes	DLP	3,116
	John E. D. Williams	BLP	1,384
St. Michael West	Branford M. Taitt	DLP	2,956



Electoral and Boundaries Commission – Free and Fair©

	Muhammud A. Nassar David McD. Smith	BLP IND	1,162 52
St. Michael W/C	Wesley W. Hall Victor L. Johnson	DLP BLP	2,782 1,770
Christ Church West	Henry D. Forde John N. R. Daniel	BLP DLP	3,456 2,267
Christ Church W/C	Maurice A. King O'Brien Trotman	DLP BLP	4,229 2,327
Christ Church E/C	Robert L. Morris Harold B. St. John	DLP BLP	2,811 2,559
Christ Church East	Edgar Bourne Richard L. Cheltenham	DLP BLP	3,543 2,683
St. Philip North	Warwick A. Franklin George S. Griffith Henderson L. Linton	DLP BLP IND	3,079 1,694 16
St. Philip South	Harold A. Blackman Hutson R. Linton	DLP BLP	3,575 1,899
St. George North	Cyril V. Walker Jack G. Odle	DLP BLP	3,069 2,058
St. George South	Richard P. Byer Louis R. Tull	DLP BLP	2,583 2,373
St. John	Errol W. Barrow John F. Nicholls Evan McG. Webster	DLP BLP IND	3,957 583 39
St. Joseph	Maise Barker/Welch Charles L. Bolden	DLP BLP	2,588 2,113
St. Thomas	David Simmons Ronald J. Rock	BLP DLP	3,070 2,610
St. James North	Joseph J. Payne Nigel A. Barrow	DLP BLP	2,482 2,248
St. James South	Neville K. Simmons John E. Jordan	DLP BLP	3,098 1,604
St. Peter	Owen S. Arthur Sybil F. P. Leacock Martin R. Cadogan	BLP DLP IND	3,219 2,851 23
St. Andrew	Clifton A. Neblett Lloyd B. Brathwaite	DLP BLP	2,575 1,897
St. Lucy	Edward E. Greaves Roy E. Brathwaite	DLP BLP	3,106 2,311

Table 4: Number of votes cast for political candidates (1986)