



2008 Elections

The Writs for the Election were issued on 20th December, 2007 appointing Nomination Day as Thursday 31 December, 2007 and Election Day as Thursday 15 January, 2008. Wednesday 9th January, 2008 was appointed the Polling Day for the Foreign Service Electors and Wednesday 9th January, 2008 the Special Polling Day for Election Officers.

The Supervisor of Elections was Angela Taylor, the Deputy Supervisor of Elections was Ian Browne and Hensley H. Robinson was appointed as a Consultant.

There were two thousand two hundred and forty-five (2,245) Election Officers deployed at the Polling Stations as follows:

Title of Officers	No. of Officers
Returning Officers	30
Election Clerks	30
Special Poll Clerk	60
Clerical Assistants	30
Presiding Officers	546
Special Presiding Officers	30
Poll Clerks	1,275
Counting Assistants	258
Total no. of officers	2,259

Table 1: Number of election officers deployed at polling stations (2008)



Electoral and Boundaries Commission – Free and Fair©

Sixty eight (68) candidates were nominated as follows: -

Political Party	No. of candidates nominated
Barbados Labour Party (BLP)	30
Democratic Labour Party (DLP)	30
People’s Empowerment Party (PEP)	4
People’s Democratic Congress (PDC)	2
Independents (IND)	2
Total no. of candidates	68

Table 2: Number of candidates nominated by political party (2008)

There were 235,510 registered electors, 112,162 males and 123,348 females. Of the 235,510 registered electors, 63.5% or 149,633 voted - 67,690 males and 81,943 females. The DLP received 52.6%, BLP 47.3%, IND 0.1% of the votes cast.

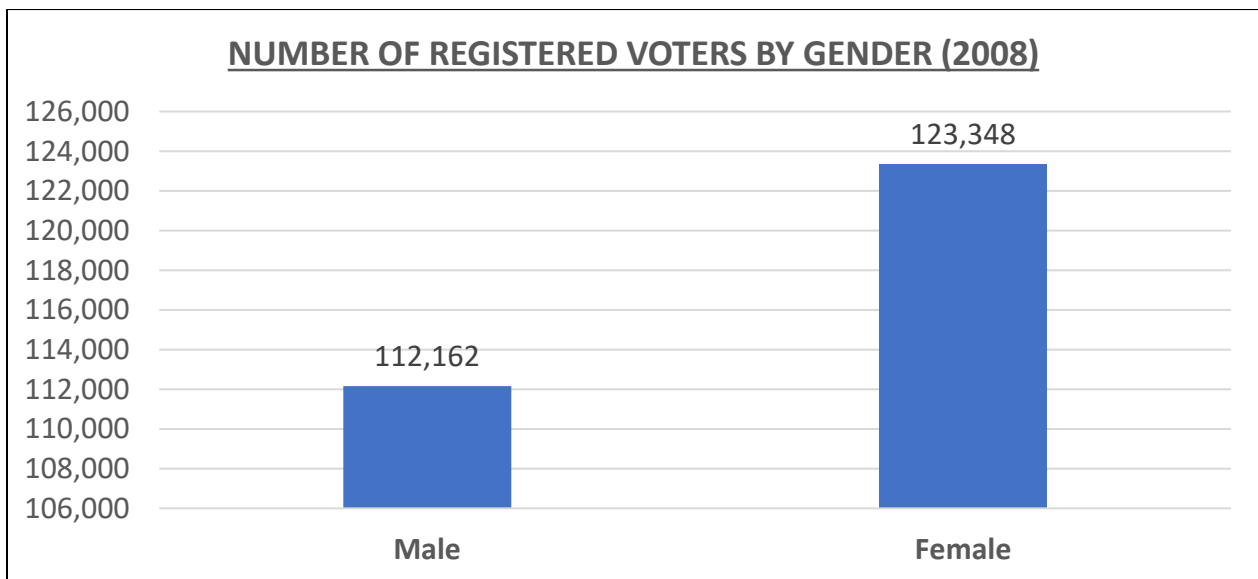


Figure 1: Number of registered voters by gender (2008)

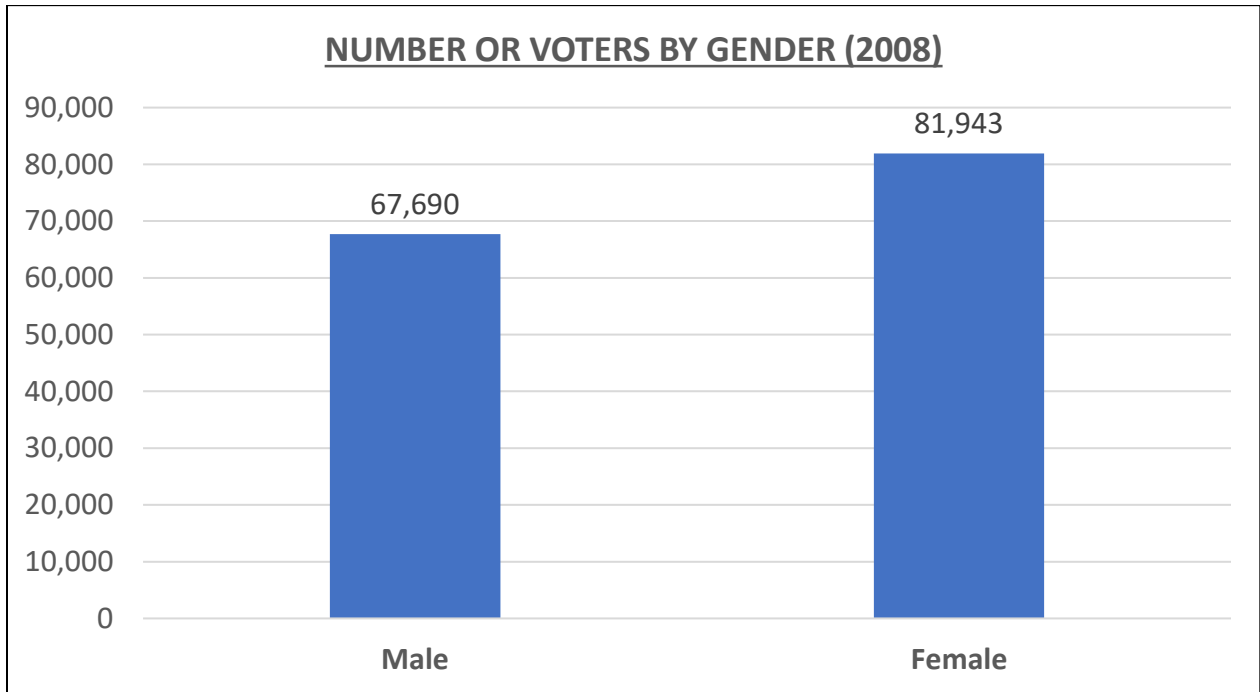


Figure 2: Number of voters by gender (2008)

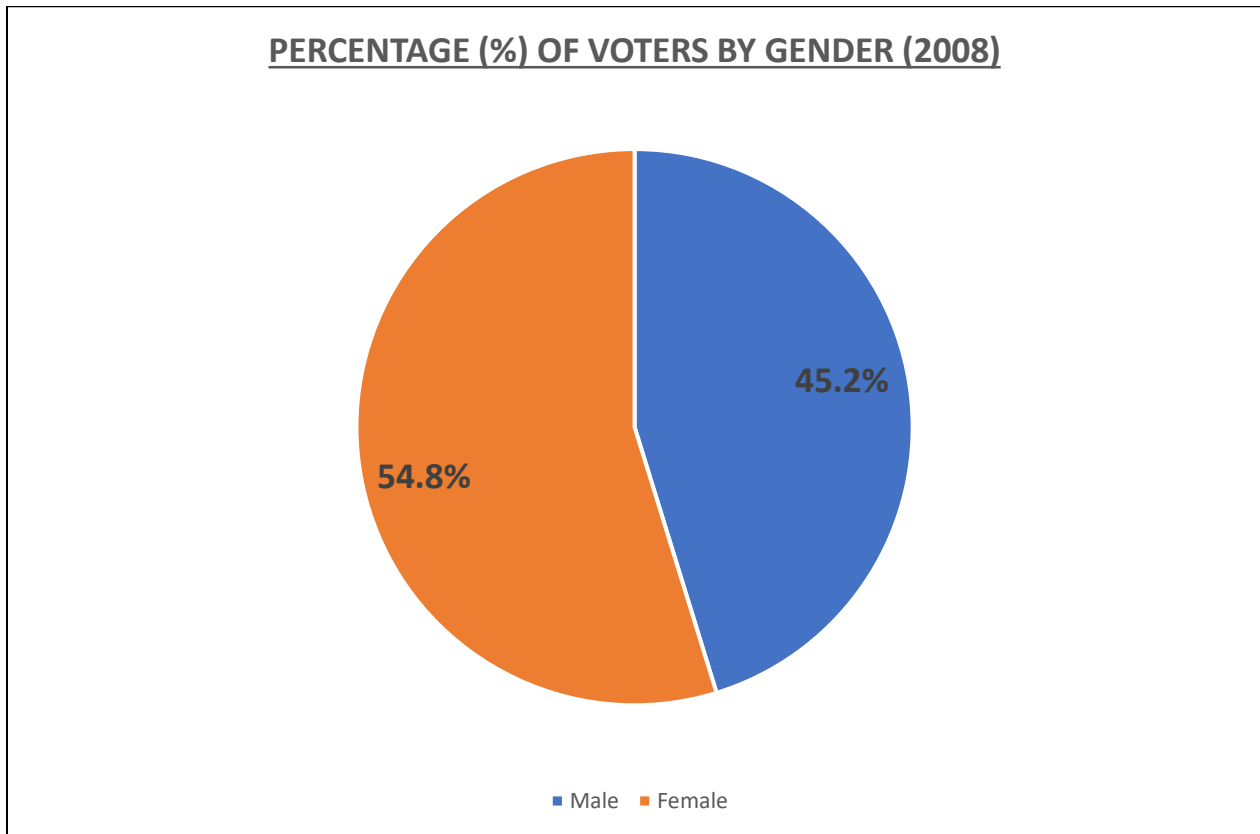


Figure 3: Percentage of voters by gender (2008)

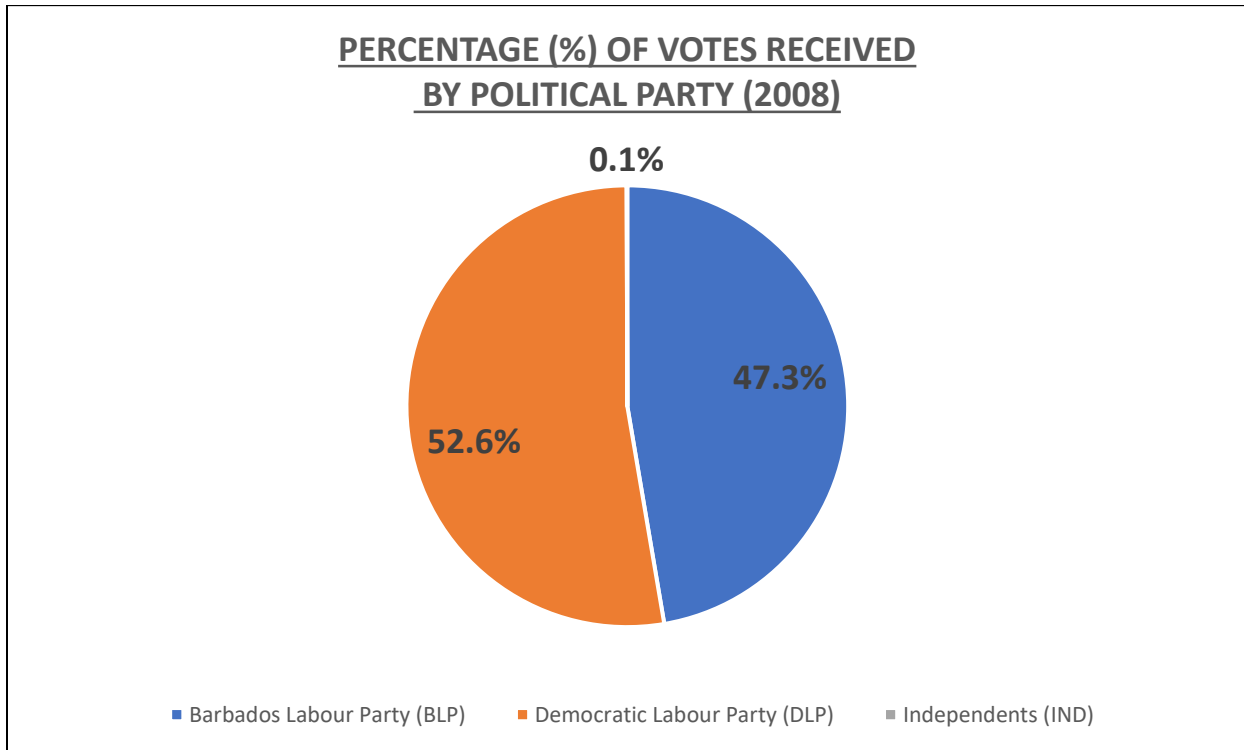


Figure 4: Percentage of votes received by political party (2008)

The election of Members to serve in the House of Assembly was as follows:

Political Party	No. of Candidates Nominated
Barbados Labour Party (BLP)	10
Democratic Labour Party (DLP)	20
Independents (IND)	0
Total no. candidates nominated	30

Table 3: Number of candidates elected to the House of Assembly by political party (2008)

The table below shows the Constituencies, the names of the Candidates, the Party each Candidate represented and the number of votes cast for each Candidate:

CONSTITUENCY	CANDIDATES	PARTY	VOTES CAST
Bridgetown	Patrick M. T. Todd	DLP	2,239
	Jeffery D. Bostic	BLP	1,817
St. Michael South	Freundel J. Stuart	DLP	2,435
	Noel A. Lynch	BLP	1,625



Electoral and Boundaries Commission – Free and Fair©

St. Michael East	Kenneth S. Best Trevor A. Prescod	DLP BLP	2,639 2,060
St. Michael S/C	Richard L. Sealy David T. Gill	DLP BLP	2,308 1,943
St. Michael Central	Steven D. Blackett Rudy W. Grant David A. Commissiong	DLP BLP PEP	2,289 1,880 69
St. Michael S/E	Hamilton F. Lashley Undine P. Whittaker	BLP DLP	2,426 2,271
St. Michael N/E	Mia A. Mottley Patricia I. Inniss	BLP DLP	3,320 1,665
St. Michael North	Ronald St C. Toppin Francis G. De Peiza Mark A. Adamson	BLP DLP PDC	2,494 2,374 38
St. Michael N/W	Christopher P. Sinckler Clyde A. Mascoll Akil Umi	DLP BLP PDC	2,230 1,990 8
St. Michael West	Michael A. Carrington Joseph J.S. Atherley Mildred R.M. Broome	DLP BLP PEP	2,305 1,989 63
St. Michael W/C	James D. Paul Rommell D. Marshall Robert L.M. Clarke	DLP BLP PEP	2,167 2,142 86
Christ Church West	William F. Duguid Taan Abed	BLP DLP	2,510 1,859
Christ Church W/C	Stephen A. Lashley Joseph M. Edghill	DLP BLP	3,085 2,097
Christ Church South	John D. E. Boyce Jerome X. Walcott	DLP BLP	2,591 2,133
Christ Church E/C	Ronald D. Jones Dalton T. Lovell	DLP BLP	3,182 2,233
Christ Church East	Denis S. Lowe Reginald R. Farley Ricardo O. Gibson Rodney F. Nurse	DLP BLP IND PEP	3,135 2,184 64 17
St. Philip North	Michael A. Lashley George S. Griffith	DLP BLP	3,720 1,756
St. Philip South	Adriel D. Brathwaite Anthony P. Wood Douglas B. Trotman	DLP BLP IND	3,175 2,890 80
St. Philip West	David C. Estwick Lynette V. Eastmond	DLP BLP	3,166 2,294
St. George North	Gline A. Clarke	BLP	3,309



Electoral and Boundaries Commission – Free and Fair©

	Colin McD. Spencer	DLP	1,447
St. George South	Esther R. Byer-Suckoo Ian S. Gill	DLP BLP	3,446 2,509
St. John	David J. H. Thompson Tyrone O. Power	DLP BLP	4,300 829
St. Joseph	Dale D. Marshall Randall DaC. Rouse	BLP DLP	2,531 2,487
St. Thomas	Cynthia Y. Forde Haldene T. Dottin	BLP DLP	3,490 1,995
St. James North	Rawle C. Eastmond Leonard A. B. Husbands	BLP DLP	2,177 1,954
St. James South	Donville O. Inniss Henrietta E. Thompson	DLP BLP	2,881 2,570
St. James Central	Edwin G. Hutson Kerrie D Symmonds	DLP BLP	2,378 2,150
St. Peter	Owen S. Arthur Heynesley Benn	BLP DLP	3,667 1,785
St. Andrew	George W. Payne V. Irene Sandiford-Garner	BLP DLP	2,632 2,589
St. Lucy	Denis St E. Kellman Peter R. Phillips	DLP BLP	3,484 2,073

Table 4: Number of votes cast for political candidates (2008)