



2013 Elections

The Writs for the Election were issued on 29th January, 2013 appointing Nomination Day as Wednesday 6 February, 2013 and Election Day as Thursday 21 February, 2013. Friday 15th February, 2013 was appointed the Polling Day for the Foreign Service Electors and Sunday 17th January, 2013 the Special Polling Day for Election Officers.

The Supervisor of Elections was Angela Taylor, the Deputy Supervisor of Elections was Ian Browne.

There were two thousand two hundred and fifty-nine (2,259) Election Officers deployed at the Polling Stations as follows:

Title of Officers	No. of Officers
Returning Officers	30
Election Clerks	30
Special Poll Clerks	60
Clerical Assistant	30
Presiding Officers	546
Special Presiding Officers	30
Poll Clerks	1,275
Counting Assistants	258
Total no. of officers	2,259

Table 1: Number of election officers deployed at polling stations (2013)



Electoral and Boundaries Commission – Free and Fair©

Sixty eight (68) candidates were nominated as follows: -

Political Party	<u>No. of candidates nominated</u>
Barbados Labour Party (BLP)	30
Democratic Labour Party (DLP)	30
People's Democratic Congress (PDC)	2
Independents (IND)	4
Kingdom Government of Barbados (KGoB)	1
Bajan Free Party (BFP)	1
Total no. of candidates	68

Table 2: Number of candidates nominated by political party (2013)

There were 249,024 registered electors, 119,121 males and 129,903 females. Of the 249,024 registered electors, 62.1% or 154,643 voted – 69,078 males and 85,565 females. The DLP received 51.4%, BLP 48.1%, IND 0.5% of the votes cast.

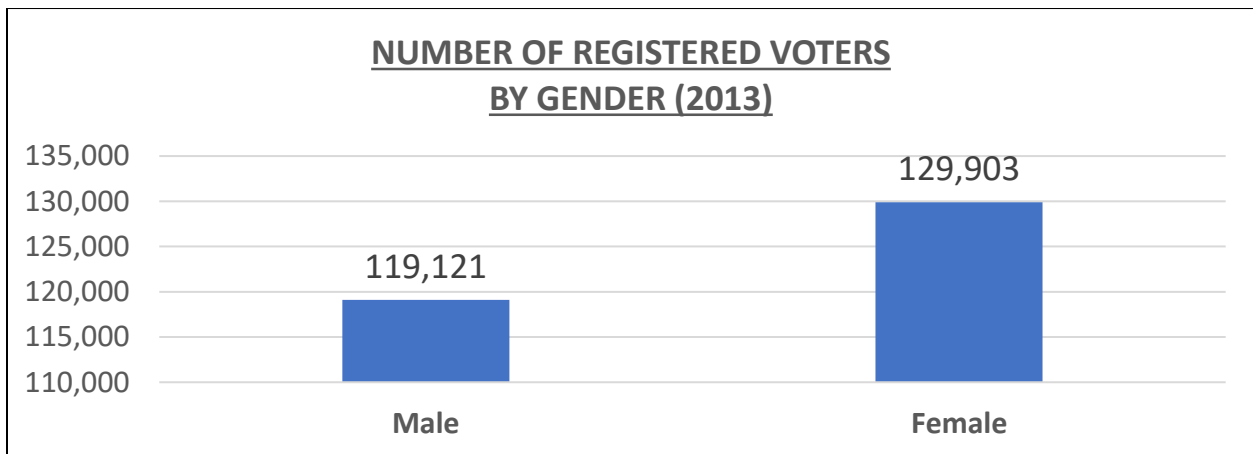


Figure 1: Number of registered electors by gender (2013)

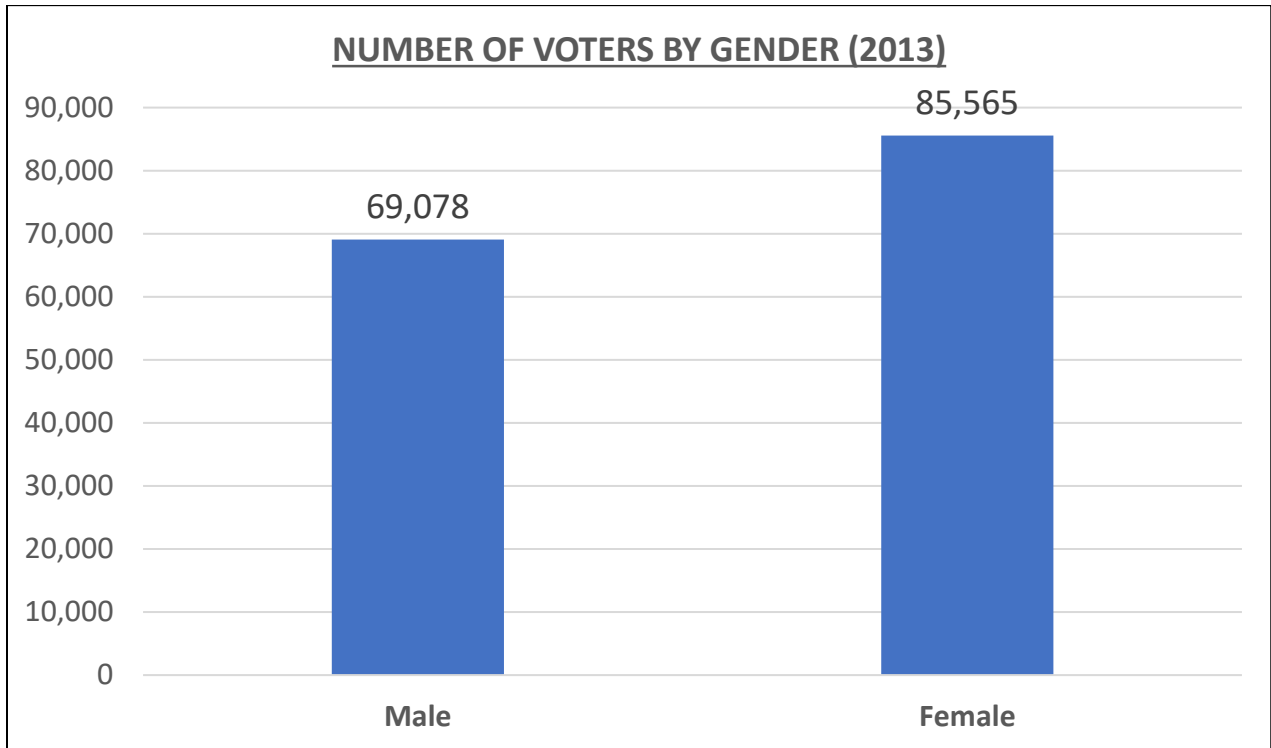


Figure 2: Number of voters by gender (2013)

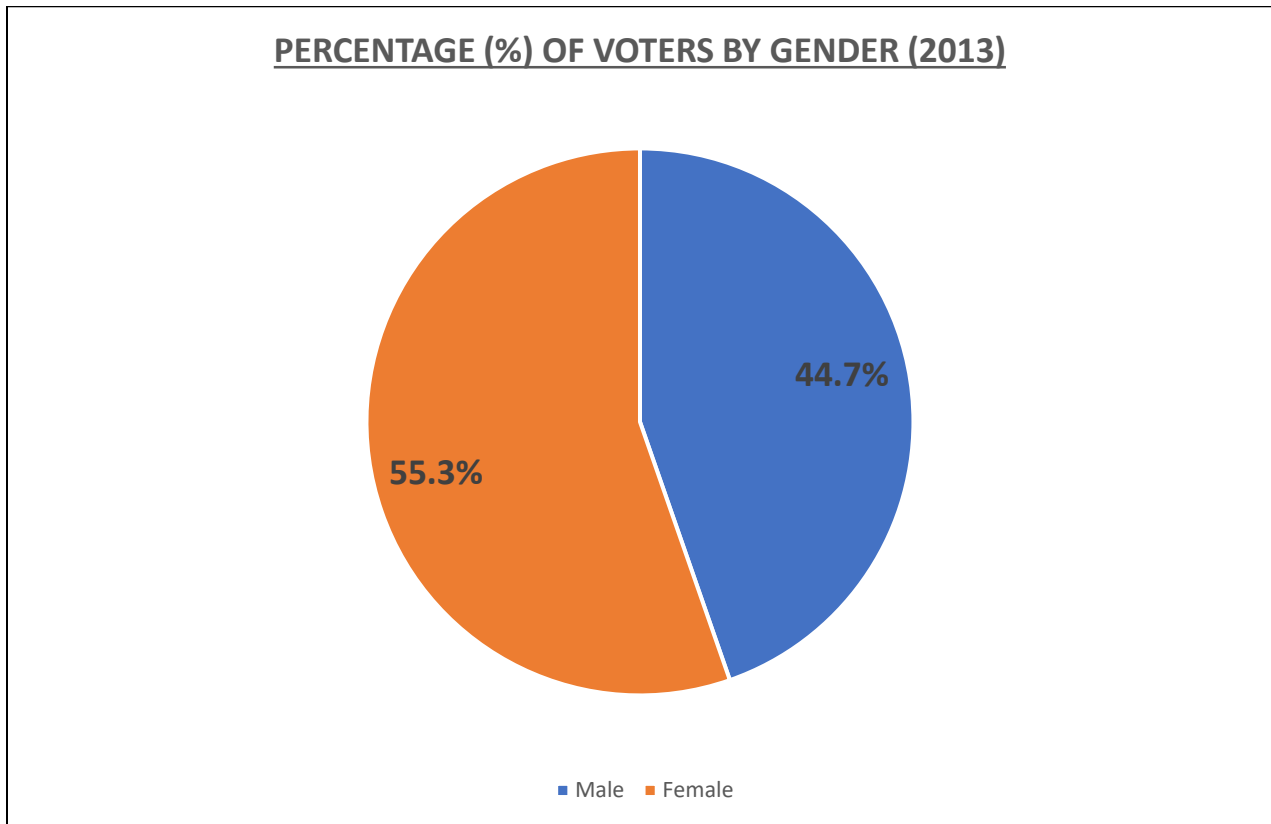


Figure 3: Percentage of voters by gender (2013)

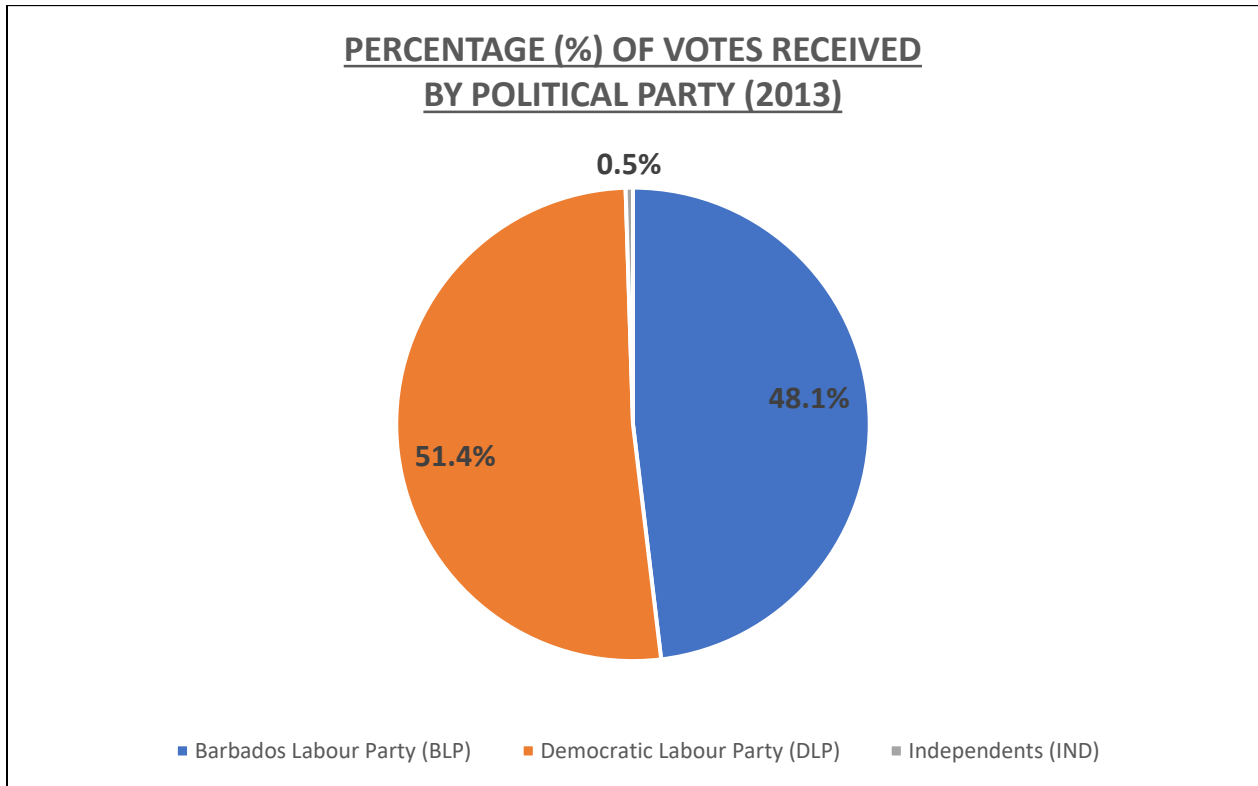


Figure 4: Percentage of votes received by political party (2013)

The election of Members to serve in the House of Assembly was as follows:

Political Party	No. of Candidates Nominated
Barbados Labour Party (BLP)	10
Democratic Labour Party (DLP)	20
People’s Empowerment Party (PEP)	0
People’s Democratic Congress (PDC)	0
Independents (IND)	0
Total no. candidates nominated	30

Table 3: Number of candidates elected to the House of Assembly by political party (2013)

The table below shows the Constituencies, the names of the Candidates, the Party each Candidate represented and the number of votes cast for each Candidate:



Electoral and Boundaries Commission – Free and Fair©

CONSTITUENCY	CANDIDATES	PARTY	VOTES CAST
Bridgetown	Patrick M. T. Todd	DLP	2,239
	Jeffery D. Bostic	BLP	1,817
St. Michael South	Freundel J. Stuart	DLP	2,435
	Noel A. Lynch	BLP	1,625
St. Michael East	Kenneth S. Best	DLP	2,639
	Trevor A. Prescod	BLP	2,060
St. Michael S/C	Richard L. Sealy	DLP	2,308
	David T. Gill	BLP	1,943
St. Michael Central	Steven D. Blackett	DLP	2,289
	Rudy W. Grant	BLP	1,880
	David A. Commissiong	PEP	69
St. Michael S/E	Hamilton F. Lashley	BLP	2,426
	Undine P. Whittaker	DLP	2,271
St. Michael N/E	Mia A. Mottley	BLP	3,320
	Patricia I. Inniss	DLP	1,665
St. Michael North	Ronald St C. Toppin	BLP	2,494
	Francis G. De Peiza	DLP	2,374
	Mark A. Adamson	PDC	38
St. Michael N/W	Christopher P. Sinckler	DLP	2,230
	Clyde A. Mascoll	BLP	1,990
	Akil Umi	PDC	8
St. Michael West	Michael A. Carrington	DLP	2,305
	Joseph J.S. Atherley	BLP	1,989
	Mildred R.M. Broome	PEP	63
St. Michael W/C	James D. Paul	DLP	2,167
	Rommell D. Marshall	BLP	2,142
	Robert L.M. Clarke	PEP	86
Christ Church West	William F. Duguid	BLP	2,510
	Taan Abed	DLP	1,859
Christ Church W/C	Stephen A. Lashley	DLP	3,085
	Joseph M. Edghill	BLP	2,097
Christ Church South	John D. E. Boyce	DLP	2,591
	Jerome X. Walcott	BLP	2,133
Christ Church E/C	Ronald D. Jones	DLP	3,182
	Dalton T. Lovell	BLP	2,233
Christ Church East	Denis S. Lowe	DLP	3,135
	Reginald R. Farley	BLP	2,184
	Ricardo O. Gibson	IND	64
	Rodney F. Nurse	PEP	17
St. Philip North	Michael A. Lashley	DLP	3,720
	George S. Griffith	BLP	1,756
St. Philip South	Adriel D. Brathwaite	DLP	3,175



Electoral and Boundaries Commission – Free and Fair©

	Anthony P. Wood Douglas B. Trotman	BLP IND	2,890 80
St. Philip West	David C. Estwick Lynette V. Eastmond	DLP BLP	3,166 2,294
St. George North	Gline A. Clarke Colin McD. Spencer	BLP DLP	3,309 1,447
St. George South	Esther R. Byer-Suckoo Ian S. Gill	DLP BLP	3,446 2,509
St. John	David J. H. Thompson Tyrone O. Power	DLP BLP	4,300 829
St. Joseph	Dale D. Marshall Randall DaC. Rouse	BLP DLP	2,531 2,487
St. Thomas	Cynthia Y. Forde Haldene T. Dottin	BLP DLP	3,490 1,995
St. James North	Rawle C. Eastmond Leonard A. B. Husbands	BLP DLP	2,177 1,954
St. James South	Donville O. Inniss Henrietta E. Thompson	DLP BLP	2,881 2,570
St. James Central	Edwin G. Hutson Kerrie D Symmonds	DLP BLP	2,378 2,150
St. Peter	Owen S. Arthur Heynesley Benn	BLP DLP	3,667 1,785
St. Andrew	George W. Payne V. Irene Sandiford-Garner	BLP DLP	2,632 2,589
St. Lucy	Denis St E. Kellman Peter R. Phillips	DLP BLP	3,484 2,073

Table 4: Number of votes cast for political candidates (2013)