



## **2018 Elections**

The Writs for the Election were issued on 29th January, 2013 appointing Nomination Day as Monday 7 May, 2018 and Election Day as Thursday 24 May, 2018. Thursday 17th May, 2018 was appointed the Polling Day for the Foreign Service Electors and Wednesday 16th May, 2018 the Special Polling Day for Election Officers.

The Supervisor of Elections was Angela Taylor, the Deputy Supervisor of Elections was Ian Browne.

There were two thousand three hundred an twenty-one (2,321) Election Officers deployed at the Polling Stations as follows:

<b>Title of Officers</b>	<b><u>No. of Officers</u></b>
Returning Officers	30
Election Clerks	30
Special Poll Clerks	60
Clerical Assistant	30
Presiding Officers	541
Special Presiding Officers	33
Poll Clerks	1,289
Counting Assistants	308
<b>Total no. of officers</b>	<b>2,321</b>

*Table 1: Number of election officers deployed at polling stations (2018)*



Electoral and Boundaries Commission – Free and Fair©

One hundred and thirty-four (134) candidates were nominated as follows: -

<b>Political Party</b>	<b><u>No. of candidates nominated</u></b>
<b>Barbados Labour Party (BLP)</b>	30
<b>Democratic Labour Party (DLP)</b>	30
<b>Solutions Barbados (SB)</b>	28
<b>United Progressive Party (UPP)</b>	23
<b>Barbados Integrity Movement (BIM)</b>	8
<b>Peoples Democratic Congress (PDC)</b>	2
<b>Kingdom Government of Barbados (KGB)</b>	1
<b>Bajan Free Party (BFP)</b>	3
<b>Progressive Conservative Party (PCP)</b>	1
<b>Independents (IND)</b>	8
<b>Total no. of candidates</b>	<b>134</b>

Table 2: Number of candidates nominated by political party (2018)

There were 258,901 registered electors, 124,151 males and 134,750 females. Of the 258,901 registered electors, 60% or 154,193 voted – 68,269 males and 85,924 females. The BLP received 73.5%, DLP 21.8%, SB 2.6%, UPP 1.2%, BIM 0.2%, PDC 0.04%, KGB 0.02%, BFP 0.07%, PCP 0.01%, IND 0.7% of the votes cast.

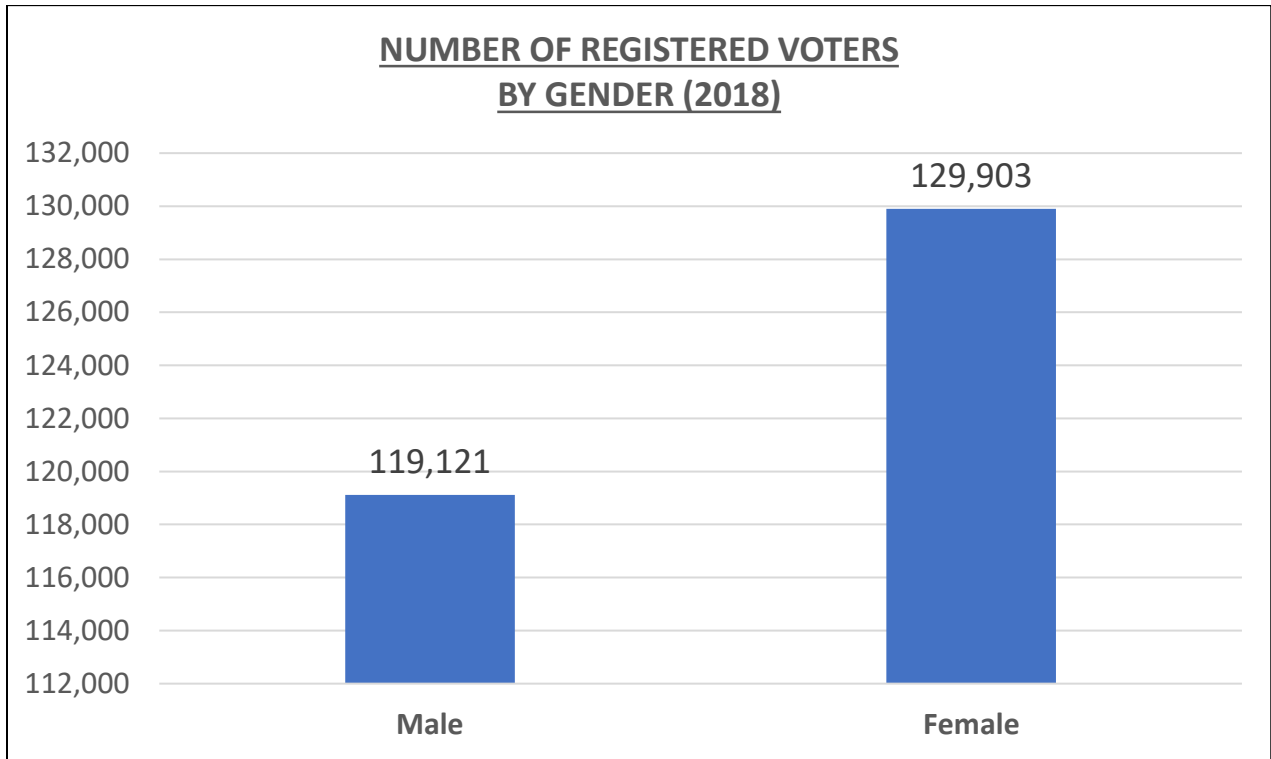


Figure 1: Number of registered electors by gender (2018)

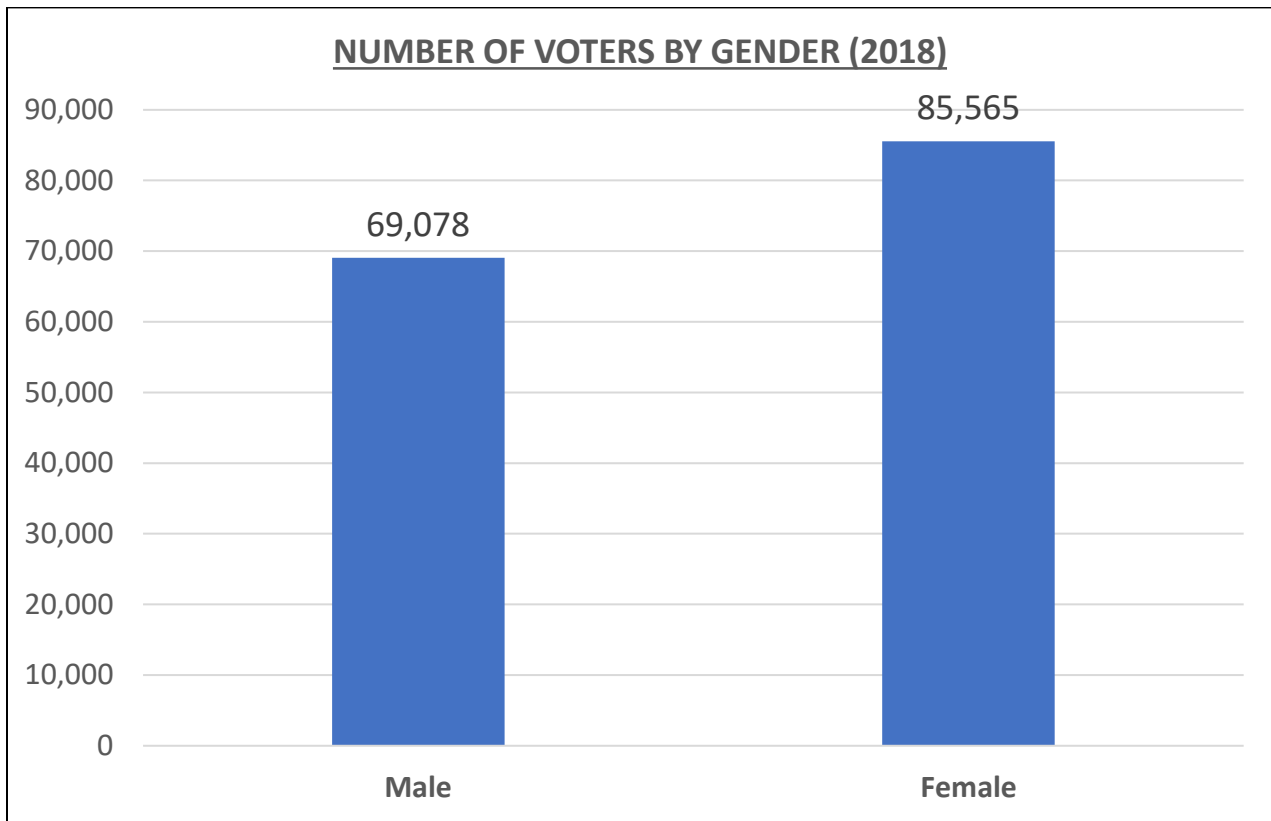


Figure 2: Number of electors voted by gender (2018)

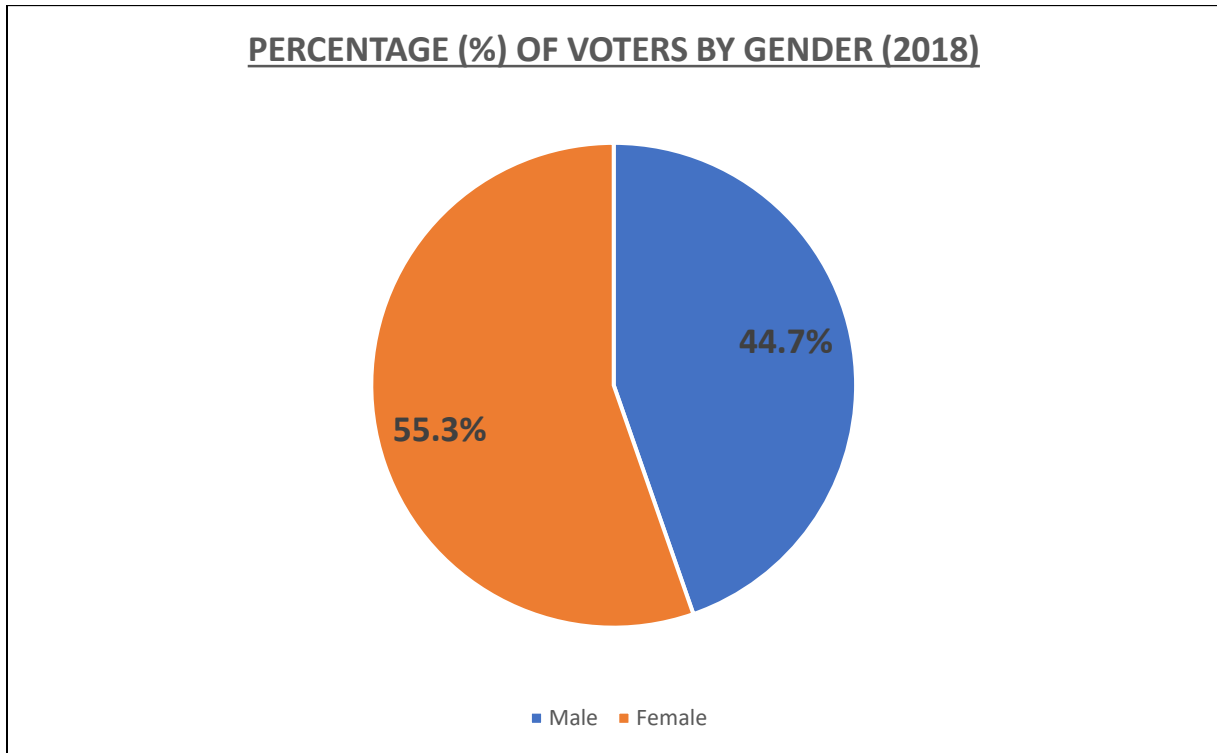


Figure 3: Percentage of voters by gender (2018)

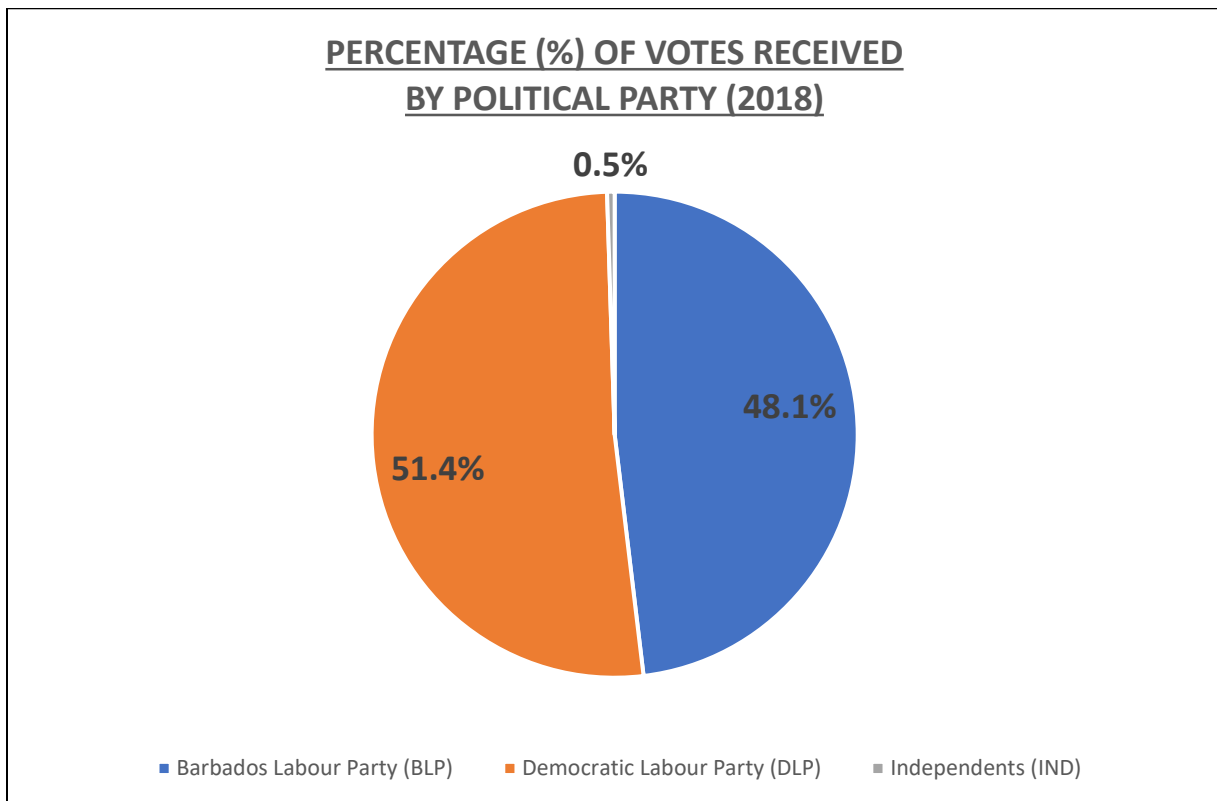


Figure 4: Percentage of votes received by political party (2018)



**Electoral and Boundaries Commission – Free and Fair©**

The election of Members to serve in the House of Assembly was as follows:

<b>Political Party</b>	<b>No. of Candidates Nominated</b>
<b>Barbados Labour Party (BLP)</b>	30
<b>Democratic Labour Party (DLP)</b>	0
<b>People’s Empowerment Party (PEP)</b>	0
<b>People’s Democratic Congress (PDC)</b>	0
<b>Independents (IND)</b>	0
<b>Total no. candidates nominated</b>	<b>30</b>

*Table 3: Number of candidates elected to the House of Assembly by political party (2018)*

The table below shows the Constituencies, the names of the Candidates, the Party each Candidate represented and the number of votes cast for each Candidate:

<b>CONSTITUENCY</b>	<b>CANDIDATES</b>	<b>PARTY</b>	<b>VOTES CAST</b>
<b>Bridgetown</b>	<b>Jeffrey D. Bostic</b>	<b>BLP</b>	<b>2,781</b>
	Henderson S. Williams	DLP	793
	Fallon A.R. Best	SB	76
	Lynette V. Eastmond	UPP	63
	Natalie N. Harewood	IND	54
	Rodney F. Nurse	PCP	10
<b>St. Michael South</b>	<b>Kirk D.M. Humphrey</b>	<b>BLP</b>	<b>2,969</b>
	Freundel J. Stuart	DLP	1,083
	Paul E. Gibson	SB	104
	Sandra G. Corbin	UPP	57
	Alex P. Mitchell	B.F.P	31
<b>St. Michael East</b>	<b>Trevor A. Prescod</b>	<b>BLP</b>	<b>3,408</b>
	Nicholas H.M. Alleyne	DLP	1,147
	Beth A. Howell	SB	108
	Paul A. Forte	UPP	47
	Iramar R. Daisley	IND	37
	Catherine R. Yarde	BIM	20
<b>St. Michael S/C</b>	<b>Marsha K. Caddle</b>	<b>BLP</b>	<b>2,881</b>



Electoral and Boundaries Commission – Free and Fair©

	Richard L. Sealy David T. Gill Alan Springer	DLP UPP SB	1,101 198 81
<b>St. Michael Central</b>	<b>Arthur E. Holder</b> Stephen D. Blackett Richard T. Barrow Robert W. Toussaint Glenville McD. Evelyn	<b>BLP</b> DLP UPP SB BIM	<b>2,948</b> 905 69 62 20
<b>St. Michael S/E</b>	<b>Santia J.O. Bradshaw</b> Rodney O. Grant Arlene F. Bourne Veronica V. Price	<b>BLP</b> DLP SB UPP	<b>3,803</b> 1,099 102 26
<b>St. Michael N/E</b>	<b>Mia A. Mottley</b> Patrick M.T. Todd Kemar J.D. Stuart Enlou L. Frere	<b>BLP</b> DLP SB BFP	<b>4,553</b> 500 133 37
<b>St. Michael North</b>	<b>Ronald St C. Toppin</b> Kim H.D. Tudor Maria E. Phillips Angela E. Gibbs Mark A. Adamson Lesloyed L. Bishop	<b>BLP</b> DLP UPP SB PDC IND	<b>3,518</b> 1,132 99 72 27 15
<b>St. Michael N/W</b>	<b>Neil G.H Rowe</b> Christopher P. Sinckler	<b>BLP</b> DLP	<b>2,489</b> 1,491
<b>St. Michael West</b>	<b>Joseph J.S. Atherley</b> Michael A. Carrington Lana R. Toussaint Patsie M. Nurse Neil A.A. Holder	<b>BLP</b> DLP <b>SB</b> UPP BIM	<b>3,214</b> 838 55 45 32
<b>St. Michael W/C</b>	<b>George P.I. Edghill</b> James D. Paul Angela M. Edey Stephen A. Belgrave Herman O. Lowe	<b>BLP</b> DLP SB BIM UPP	<b>3,291</b> 865 125 46 29
<b>Christ Church West</b>	<b>William F. Duguid</b> Verla A.G. DePeiza Irvin D. Belgrave	<b>BLP</b> DLP SB	<b>3,505</b> 759 164
<b>Christ Church W/C</b>	<b>Adrian R. Forde</b> Stephen A. Lashley Kenneth A. Lewis Ria L. Riley	<b>BLP</b> DLP SB UPP	<b>3,891</b> 1,131 170 45
<b>Christ Church South</b>	<b>Ralph A. Thorne</b>	<b>BLP</b>	<b>3,094</b>



Electoral and Boundaries Commission – Free and Fair©

	John D.E. Boyce Julie L. Chalbaud Nadja M. Willis Steve N. Hunte Buddy A. Larrier	DLP SB UPP KGB IND	1,120 111 28 26 14
<b>Christ Church E/C</b>	<b>Ryan R. Straughn</b> Ronald D. Jones Scott N. Weatherhead Ogeji J. Dottin	<b>BLP</b> DLP SB UPP	<b>4,062</b> 1,334 217 45
<b>Christ Church East</b>	<b>Wilfred A. Abrahams</b> Denis S. Lowe Ann Marie M. Weatherhead Victor O. Knight	<b>BLP</b> DLP SB UPP	<b>4,432</b> 1,350 161 53
<b>St. Philip North</b>	<b>Sonia E. Browne</b> Michael A. Lashley Rosaline J. Corbin Nigel C. Newton	<b>BLP</b> DLP SB UPP	<b>3,607</b> 2,015 203 92
<b>St. Philip South</b>	<b>Indar A. Weir</b> Adriel D. Brathwaithe Ronald A. Lorde Bruce J. Hennis John W. Scantlebury	<b>BLP</b> DLP SB UPP BFP	<b>4,656</b> 1,488 239 127 39
<b>St. Philip West</b>	<b>John A. King</b> David C. Estwick Leighton B. Greenidge	<b>BLP</b> DLP SB	<b>4,323</b> 1,924 212
<b>St. George North</b>	<b>Gline A. Clarke</b> Jepter Ince Grenville W. Phillips Everton R. Holligan	<b>BLP</b> DLP SB UPP	<b>4,779</b> 745 264 124
<b>St. George South</b>	<b>Dwight G. Sutherland</b> Esther R. Byer Suckoo Andrew I.A. Banfield Craig J.M. Harewood Ramratty Barrow	<b>BLP</b> DLP SB UPP BIM	<b>5,363</b> 1,100 193 69 34
<b>St. John</b>	<b>Charles M. Griffith</b> George A. Pilgrim Hudson E. Griffith Leroy H. McClean Cherone A. Martindale Derek A. Went	<b>BLP</b> DLP UPP IND SB BIM	<b>2,983</b> 1,598 308 155 86 22
<b>St. Joseph</b>	<b>Dale D. Marshall</b> Randall D. Rouse Dennis D. Holder Jennifer M. Highland	<b>BLP</b> IND DLP SB	<b>3,408</b> 645 576 125
<b>St. Thomas</b>	<b>Cynthia Y. Forde</b>	<b>BLP</b>	<b>5,038</b>



Electoral and Boundaries Commission – Free and Fair©

	Rolerick M. Hinds Pauline S. Corbin	DLP SB	635 206
<b>St. James North</b>	<b>Edmund G. Hinkson</b> Hardcourt A. Husbands David E. Walrond Granville M. Grafton Cobham	<b>BLP</b> DLP SB UPP	<b>3,716</b> 592 76 54
<b>St. James South</b>	<b>C. Sandra Husbands</b> Donville O. Inmiss Jacqueline H. Alleyne Christal Austin	<b>BLP</b> DLP SB UPP	<b>4,012</b> 1,674 103 101
<b>St. James Central</b>	<b>Kerrie D. Symmonds</b> George D. Connolly Daniel K. Chalbaud Wendell C. Callender Joseph K. Jordan Eric R. Marshall	<b>BLP</b> DLP SB UPP IND PDC	<b>3,577</b> 733 123 64 49 28
<b>St. Peter</b>	<b>Colin E. Jordan</b> Dave A. Cumberbatch Lnroy C. Scantlebury	<b>BLP</b> DLP BIM	<b>4,632</b> 911 139
<b>St. Andrew</b>	<b>George W. Payne</b> V. Irene Sandiford-Garner Cheri A.L. Pounder Roli A. Roachford Stephen St. Clair Pollard	<b>BLP</b> DLP SB UPP IND	<b>4,063</b> 1,123 80 53 40
<b>St. Lucy</b>	<b>Peter R. Phillips</b> Denis St. Elmo Kellman John W. Carter Wayne T. Griffith Richard R. Roach	<b>BLP</b> DLP SB UPP BIM	<b>3,959</b> 1,789 121 69 27

Table 4: Number of votes cast for political candidates (2018)